

## Meet your Bugaboo Dragonfly

Maak kennis met je Bugaboo Dragonfly  
Seznamte se s Bugaboo Dragonfly  
Mød din Bugaboo Dragonfly  
Lerne deinen Bugaboo Dragonfly kennen  
Γνωρίστε το δικό σας Bugaboo Dragonfly  
Descubre tu Bugaboo Dragonfly  
Tutustu Bugaboo Dragonfly -lastenrattaisiin  
Découvrez votre Bugaboo Dragonfly  
Scopri il tuo Bugaboo Dragonfly  
Møt din Bugaboo Dragonfly  
Poznaj swój Bugaboo Dragonfly  
Conheça o seu Bugaboo Dragonfly  
Познакомьтесь с Bugaboo Dragonfly  
Spoznajte svoj Bugaboo Dragonfly  
Träffa din Bugaboo Dragonfly  
Bugaboo Dragonfly'iniz ile tanışın  
バガブー ドラゴンフライのご紹介  
부가부 드래곤플라이 알아보기  
了解您的 Bugaboo Dragonfly  
הכירו את Bugaboo Dragonfly





IMPORTANT — READ THESE INSTRUCTIONS CAREFULLY BEFORE USE AND KEEP FOR FUTURE REFERENCE.

BELANGRIJK — LEES DEZE GEBRUIKSAANWIJZING ZORGVULDIG DOOR EN BEWAAR DEZE VOOR LATER GEBRUIK.

DŮLEŽITÉ – PŘED POUŽITÍM SI POZORNĚ PŘEČTĚTE NÁVOD A USCHOVEJTE PRO POZDĚJŠÍ NAHLÉDNUTÍ.

VIGTIGT – LÆS OMHYGGELIGT. GEM TIL FREMTIDIG BRUG.

WICHTIG – BITTE SORGFÄLTIG LESEN UND FÜR SPÄTERES NACHLESEN UNBEDINGT AUFBEWAHREN.

ΣΗΜΑΝΤΙΚΟ — ΔΙΑΒΑΣΤΕ ΑΥΤΕΣ ΤΙΣ ΟΔΗΓΙΕΣ ΠΡΟΣΕΚΤΙΚΑ ΠΡΙΝ ΑΠΟ ΤΗ ΧΡΗΣΗ ΚΑΙ ΦΥΛΑΞΤΕ ΤΕΣ ΓΙΑ ΜΕΛΛΟΝΤΙΚΗ ΑΝΑΦΟΡΑ.

IMPORTANTE – LEER LAS INSTRUCCIONES CUIDADOSAMENTE ANTES DEL USO Y MANTENERLAS PARA FUTURAS CONSULTAS.

TÄRKEÄÄ — LUE OHJEET HUOLELLISESTI ENNEN KÄYTTÖÄ JA SÄILYTÄ NE TULEVAA KÄYTTÖÄ VARTEN.

IMPORTANT — LIRE LES INSTRUCTIONS SUIVANTES ATTENTIVEMENT AVANTUTILISATION ET LES CONSERVER POUR LES BESOINS ULTÉRIEURS DE RÉFÉRENCE.

IMPORTANTE - LEGGERE ATTENTAMENTE LE ISTRUZIONI PRIMA DELL'USO E CONSERVARLE PER RIFERIMENTO FUTURO.

VIKTIG – LES DISSE INSTRUKSJONENE NØYE FØR BRUK, OG OPPBEVAR DEM FOR FREMTIDIG REFERANSE.

WAŻNE — PRZED UŻYTKOWANIEM DOKŁADNIE PRZECZYTAĆ  
NINIEJSZĄ INSTRUKCJĘ I ZACHOWAĆ JĄ NA PRZYSZŁOŚĆ.

IMPORTANTE – LER CUIDADOSAMENTE AS INSTRUÇÕES ANTES  
DE USAR E GUARDÁ-LAS PARA FUTURA REFERÊNCIA.

ВАЖНО! ВНИМАТЕЛЬНО ПРОЧТИТЕ ЭТИ ИНСТРУКЦИИ  
ПЕРЕД ИСПОЛЬЗОВАНИЕМ И ХРАНИТЕ ИХ ДЛЯ БУДУЩЕГО  
ИСПОЛЬЗОВАНИЯ.

POMEMBNO – PRED UPORABO POZORNO PREBERITE  
NAVODILA IN JIH SHRANITE KOT NAPOTEK ZA V PRIHODNJE.

VIKTIGT – LÄS ANVISNINGARNA NOGA FÖRE ANVÄNDNING.  
SPARA DEM FÖR FRAMTIDA BRUK.

ÖNEMLİ — KULLANIMDAN ÖNCE BU TALİMATLARI DİKKATLİCE  
OKUYUN VE İLERİDE BAŞVURMAK ÜZERE SAKLAYIN.

重要 - ベビーカーを使用する前に、ユーザーガイドの情報を十分に  
確認し、いつでも参照できるように保管してください。

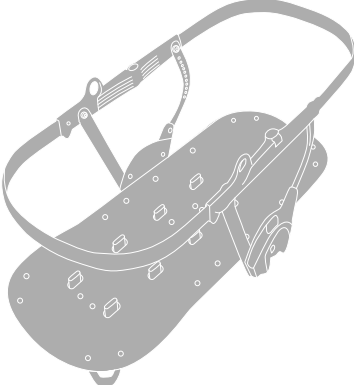
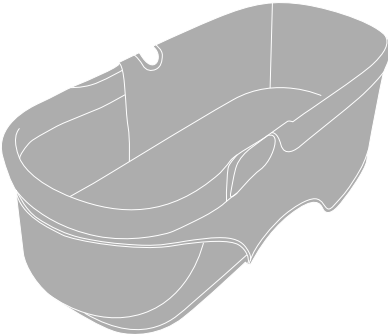
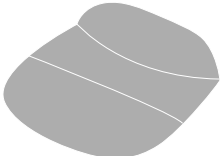

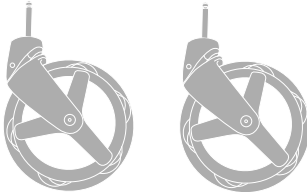
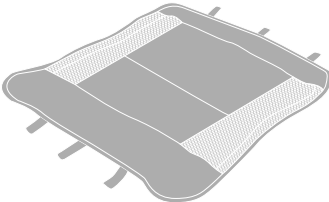
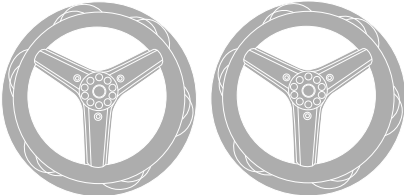
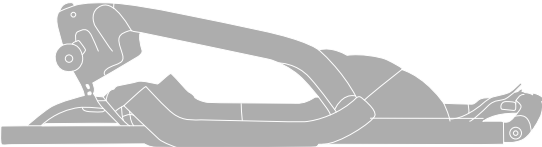
중요 — 사용 전에 이 지침을 주의 깊게 읽고 나중에 참조  
할 수 있도록 잘 보관하십시오. 위험한 상황을 피하기 위해  
잠시 시간을 내어 아래 정보를 읽어 두시기 바랍니다.

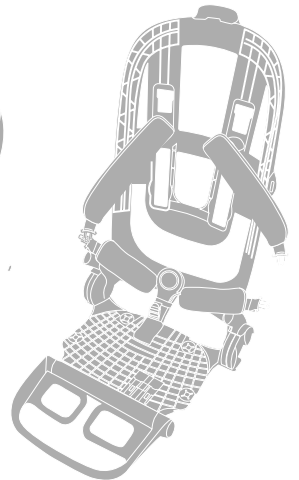
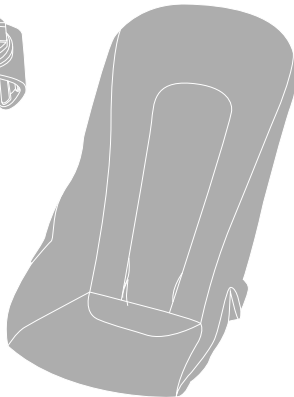
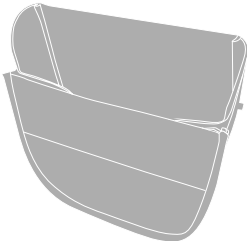



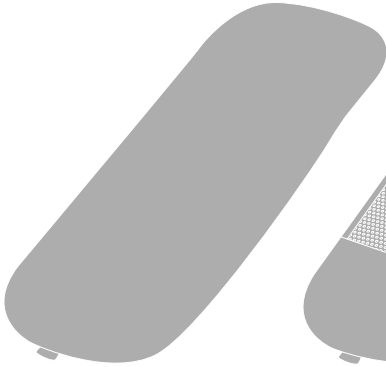

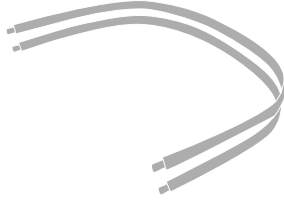
重要说明 - 使用前，请先仔细阅读这些说明，并将其妥善保存，  
以供日后参考。为了避免陷入危险情况，请花一些时间阅读以下信息。

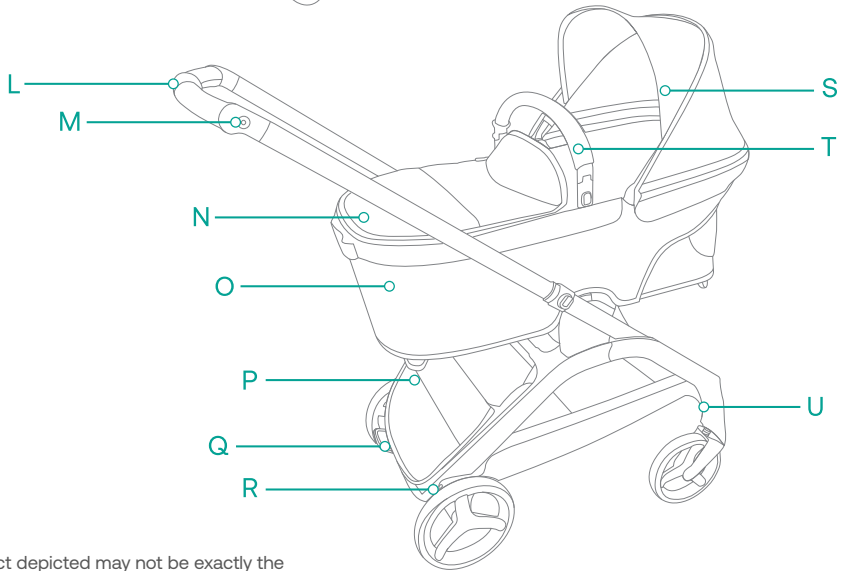
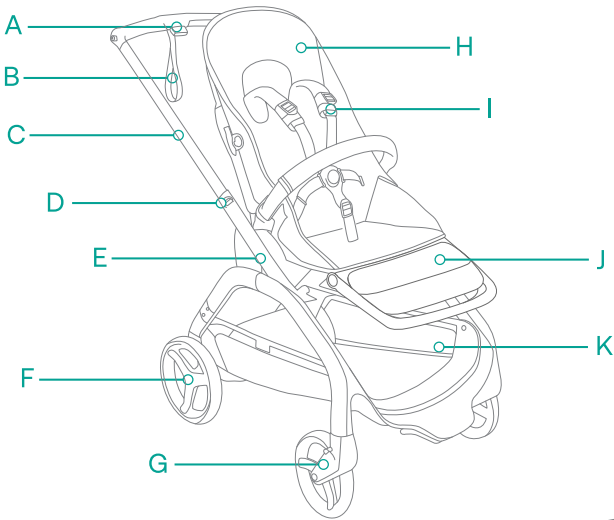
חשוב – שמור לשימוש עתידי-קרא  
בקפידה.אי ציות לאזהרות ולהתניות אלה עלול  
לגרום לפגיעה גופנית חמורה או למוות.



# Parts







\* Product depicted may not be exactly the same in all regions.

- EN** A. Secondary release button  
 B. Wrist strap  
 C. Handlebar  
 D. Parasol attachment clip  
 E. Chassis  
 F. Rear wheel  
 G. Swivel wheel  
 H. Seat  
 I. Harness  
 J. Footrest  
 K. Underseat basket

- L. Primary release button  
 M. Integrated attachment point  
 N. Apron  
 O. Bassinet  
 P. Rear pocket  
 Q. Brake  
 R. Rear wheel release button  
 S. Sun canopy  
 T. Carry handle  
 U. Swivel wheel release button

- CA** A. Secondary release button  
B. Wrist strap  
C. Handlebar  
D. Parasol attachment clip  
E. Chassis  
F. Rear wheel  
G. Swivel wheel  
H. Seat  
I. Harness  
J. Footrest  
K. Underseat basket

- L. Primary release button  
M. Integrated attachment point  
N. Apron  
O. Pram Body  
P. Rear pocket  
Q. Brake  
R. Rear wheel release button  
S. Sun canopy  
T. Carry handle  
U. Swivel wheel release button

- NL** A. Secundaire ontspanknop  
B. Polsband  
C. Duwbeugel  
D. Bevestigingsclip voor parasol  
E. Onderstel  
F. Achterwiel  
G. Zwenkwiel  
H. Stoel  
I. Harnas  
J. voetsteun  
K. Bagagetas

- L. Primaire ontgrendelingsknop  
M. Bevestigingspunt  
N. Wiegdekje  
O. Wieg  
P. Vak aan de achterkant  
Q. Rem  
R. Ontgrendelingsknop van het achterwiel  
S. Zonnekap  
T. Draagbeugel  
U. Ontgrendelingsknop zwenkwielen

- CS** A. Sekundární uvolňovací tlačítko  
B. Popruh na zápěstí  
C. Rukojeť  
D. Klip pro upevnění slunečníku  
E. Podvozek  
F. Zadní kolo  
G. Otočné kolo  
H. Sedačka  
I. Popruhy  
J. podpěra nohou  
K. Taška pod sedačku

- L. Primární uvolňovací tlačítko  
M. Úchytný bod  
N. Přenosná taška  
O. Příkladka přenosné tašky  
P. Zadní kapsa  
Q. Výztuha  
R. Tlačítko k uvolnění zadního kola  
S. Stříška kočárku  
T. Držadlo  
U. Tlačítko pro uvolnění otočných kol

- DA** A. Sekundær udløserknap  
B. Håndledsrem  
C. Styr  
D. Parasoladapter  
E. Understel  
F. Baghjul  
G. Svinghjul  
H. Sæde  
I. Seler  
J. fodstøtte  
K. Taske under sædet

- L. Primær udløserknap  
M. Påmonteringspunkt  
N. Lift  
O. Lift overdække  
P. Lomme bagpå  
Q. Bremse  
R. Baghjul, udløserknap  
S. Sommerkaleche  
T. Bærehåndtag  
U. Knap til frigørelse af styrehjul

- DE** A. Sekundärer Freigabeknopf  
 B. Sicherheitsriemen für das Handgelenk  
 C. Schiebebügel  
 D. Sonnenschirm-Befestigungsclip  
 E. Gestell  
 F. Hinterrad  
 G. Schwenkrad  
 H. Sitz  
 I. Sicherheitsgurte  
 J. Fußstütze  
 K. Untergestell-Tasche
- L. Primärer Freigabeknopf  
 M. Befestigungspunkt  
 N. Winddecke  
 O. Liegeaufsatz  
 P. Fach an der Rückseite  
 Q. Bremse  
 R. Entriegelungsknopf des Hinterrades  
 S. Sonnendach  
 T. Tragebügel  
 U. Entriegelungsknopf des Schwenkrades
- EL** A. Δευτερεύον κουμπί απελευθέρωσης  
 B. Περικάρπιο  
 C. Χειρολαβή  
 D. Κλιπ προσάρτησης ομπρέλας  
 E. Βάση  
 F. Πίσω τροχός  
 G. Περιστρεφόμενος τροχός  
 H. Κάθισμα  
 I. Ζώνη  
 J. Υποπόδιο  
 K. Σάκος κάτω από το κάθισμα
- L. Πρωταρχικό κουμπί απελευθέρωσης  
 M. Σημείο στερέωσης  
 N. Πορτ-μπεμπέ (καλάθι)  
 O. Ποδιά πορτ-μπεμπέ (ποδιά καλαθιού)  
 P. Πίσω θήκη  
 Q. Φρένο  
 R. Κουμπί απελευθέρωσης πίσω τροχού  
 S. Τέντα ηλίου  
 T. Χερούλι μεταφοράς  
 U. Κομβίο απελευθέρωσης περιστρεφόμενου τροχού
- ES** A. Toissijainen vapautuspainike  
 B. Muñequera de seguridad  
 C. Manillar  
 D. Pinza de sujeción para sombrilla  
 E. Chasis  
 F. Rueda trasera  
 G. Rueda giratoria  
 H. Silla  
 I. Arnés  
 J. reposapiés  
 K. Cesta de compras
- L. Botón de liberación principal  
 M. Punto de enganche  
 N. Capazo  
 O. Cubrepies  
 P. Bolsillo trasero  
 Q. Freno  
 R. Botón de liberación de la rueda trasera  
 S. Capota  
 T. Asa de transporte  
 U. Botón de desenganche de rueda giratoria
- FI** A. Toissijainen vapautuspainike  
 B. Käsilenkki  
 C. Työntöaisa  
 D. Päivänvarjon kiinnityspidike  
 E. Runko  
 F. Takapyörä  
 G. Kääntyvä pyörä  
 H. Istuin  
 I. Valjaat  
 J. jalkatuki  
 K. Istuinkori
- L. Ensisijainen vapautuspainike  
 M. Kiinnityskohta  
 N. Vaunukoppa  
 O. Vaunukopan peite  
 P. Takatasku  
 Q. Jarru  
 R. Takapyörän vapautuspainike  
 S. Suojakuomu  
 T. Kantokahva  
 U. Kääntyvien pyörien vapautusnäppäin

- FR** A. Bouton de déverrouillage secondaire  
B. Dragonne de poignet  
C. Guidon  
D. Clip de fixation pour ombrelle  
E. Châssis  
F. Roue arrière  
G. Roue pivotante  
H. Siège  
I. Harnais  
J. repose-pied  
K. Panier  
L. Bouton de déverrouillage principal

- IT** A. Pulsante di rilascio secondario  
B. Cinghia da polso  
C. Manubrio  
D. Pinza di fissaggio ombrellino  
E. Telaio  
F. Ruota posteriore  
G. Ruota piroettante  
H. Seggiolino  
I. Cintura di sicurezza  
J. poggiapiedi  
K. Borsa portaoggetti

- NO** A. Sekundær utløserknapp  
B. Håndleddbånd  
C. Styre  
D. Klipsfeste til parasoll  
E. Understell  
F. Bakhjul  
G. Svinghjul  
H. Sete  
I. Sele  
J. fothviler  
K. Bagasjeveske

- PL** A. Dodatkowy przycisk zwalniający  
B. Gondola  
C. Rączka  
D. Klips do montażu parasola  
E. Podwozie  
F. Koło tylne  
G. Koło zwrotne  
H. Siedzenie  
I. Szelki  
J. podnózek  
K. Torba pod siedzenie  
L. Główny przycisk zwalniający Pasek na

- M. Point de fixation  
N. Nacelle  
O. Tablier de nacelle  
P. Poche arrière  
Q. Frein  
R. Bouton de déverrouillage de la roue arrière  
S. Capote  
T. Poignée  
U. Bouton de déverrouillage de la roue pivotante

- L. Pulsante di rilascio principale  
M. Punto di installazione  
N. Navetta  
O. Coperta navetta  
P. Tasca posteriore  
Q. Freno  
R. Pulsante per lo sblocco della ruota posteriore  
S. Capottina  
T. Manico  
U. Pulsante di sblocco ruote piroettanti

- L. Primær utløserknapp  
M. Festepunkt  
N. Bag  
O. Overtrekk  
P. Baklomme  
Q. Bremse  
R. Bakhjul utløserknapp  
S. Kalesje  
T. Bærehåndtak  
U. Retningslås for svinghjul

- nadgarstek  
M. Miejsce przyłączenia  
N. Przykrycie gondoli  
O. Hamulec  
P. Kieszeń tylna  
Q. Zintegrowane punkty zaczepowe dostawki do wózka  
R. Przycisk zwalniania tylnego koła  
S. Zamek zwrotny  
T. Rączka do przenoszenia  
U. Przycisk do kół zwrotnych

- PT** A. Botão de libertação secundária  
 B. Pulseira de segurança  
 C. Manípulo  
 D. Fivela de encaixe da sombrinha  
 E. Chassis  
 F. Roda giratória  
 G. Roda giratória  
 H. Cadeira  
 I. Cinto de segurança  
 J. apoio para os pés  
 K. Cesto
- RU** A. Вторичная кнопка разблокировки  
 B. Ремешок на запястье  
 C. Ручка  
 D. Крепление для зонтика  
 E. Шасси  
 F. Заднее колесо  
 G. Поворотное колесо  
 H. Сиденье  
 I. Ремни безопасности  
 J. подставка для ног  
 K. Сумка под сиденьем  
 L. Основная кнопка разблокировки
- SL** A. Sekundarni gumb za sprostitev  
 B. Zapestni trak  
 C. Krmilo  
 D. Zaponka za pritrnitev senčnika  
 E. Podvozje  
 F. Zadnje kolo  
 G. Vrtljivo kolo  
 H. Sedež  
 I. Jermen  
 J. fotstöd  
 K. Torba pod sedežem
- SV** A. Sekundär frigöringsknapp  
 B. Handledsband  
 C. Styre  
 D. Fäste för parasoll  
 E. Chassi  
 F. Bakhjul  
 G. Svivelhjul  
 H. Sittdel  
 I. Sele  
 J. fotstöd  
 K. Varukorg
- L. Botão de libertação principal  
 M. Ponto de fixação  
 N. Cobre-pés da alcofa  
 O. Alcofa  
 P. Bolso posterior  
 Q. Travão  
 R. Botão de desbloqueio das rodas traseiras  
 S. Capota  
 T. Asa de transporte  
 U. Botão para remoção das rodas giratórias
- M. Точка крепления  
 N. Люлька  
 O. Фартук  
 P. Задний карман  
 Q. Тормоз  
 R. Кнопка разблокировки заднего колеса  
 S. Капюшон  
 T. Ручка для переноски  
 U. Кнопка разблокирования поворотного колеса
- L. Primarni gumb za sprostitev  
 M. Pritrdilna točka  
 N. Košara za otroka  
 O. Pregrinjalo košare za otroka  
 P. Zadnji žep  
 Q. Zavora  
 R. Sprostitutveni gumb za zadnje kolo  
 S. Strešica  
 T. Ročaj  
 U. Gumb za sprostitev vrtljivih koles
- L. Primär frigöringsknapp  
 M. Fästpunkt  
 N. Liggdel  
 O. Liggdelslock  
 P. Bakficka  
 Q. Broms  
 R. Frigöringsknapp för bakhjul  
 S. Sufflett  
 T. Bärhandtag  
 U. Frigöringsknapp till swivelhjul

- TR** A. İkincil serbest bırakma düğmesi  
B. Bilek Kayışı  
C. Tutma Kol  
D. Parasol bağlantı klipsi  
E. Şasi  
F. Arka tekerlek  
G. Döner Tekerlek  
H. Koltuk  
I. Koşum Takımı  
J. ayak dayama/  
K. Koltuk Altı Çantası

- L. Birincil serbest bırakma düğmesi  
M. Bağlantı Noktası  
N. Beşik  
O. Önük  
P. Arka cep  
Q. Fren  
R. Arka tekerlek açma düğmesi  
S. Güneş Gölgeliği  
T. Taşıma Kolu  
U. Döner Tekerlek Serbest Bırakma Düğmesi

- JA** A. 二次リリースボタン  
B. リストストラップ  
C. ハンドルバー  
D. パラソル装着クリップ  
E. 本体  
F. 後ろホイール  
G. 旋回式ホイール  
H. シート  
I. 安全ベルト  
J. フットレスト  
K. アンダーシートバッグ

- L. プライマリリリースボタン  
M. 接続点  
N. バシネット  
O. バシネットエプロン  
P. バックポケット  
Q. ストッパー  
R. リアホイールリリースボタン  
S. サンキャノピー  
T. キャリーハンドル  
U. 旋回式ホイール解除ボタン

- KO** A. 보조 릴리스 버튼  
B. 손목 스트랩  
C. 핸들바  
D. 파라솔 부착 클립  
E. 새시  
F. 뒷바퀴  
G. 회전 바퀴  
H. 시트  
I. 안전 벨트  
J. 발받침  
K. 언더시트 바스켓

- L. 기본 릴리스 버튼  
M. 액세서리 장착포인트  
N. 배시넷 커버  
O. 배시넷  
P. 뒷포켓  
Q. 브레이크  
R. 뒷바퀴 분리 버튼  
S. 썬 캐노피  
T. 회전식 캐리 핸들  
U. 회전 바퀴 해제 버튼

- ZH** A. 二次释放按钮  
B. 手把织带  
C. 手把管  
D. 遮阳伞固定卡夹  
E. 车架  
F. 后轮  
G. 转向轮  
H. 座椅  
I. 安全带  
J. 脚踏板  
K. 购物袋

- L. 主释放按钮  
M. 连接点  
N. 提篮  
O. 脚罩  
P. 后侧袋子  
Q. 刹车  
R. 后轮释放按钮  
S. 遮阳蓬卡钳  
T. 前扶手  
U. 车轮装/卸按钮

.L	נקודת החיבור	.A	כפתור שחרור משני	HE
.M	עריסת שכיבה	.B	רצועת פרק כף היד	
.N	כיסוי חורף עריסת שכיבה	.C	ידית דחיפה	
.O	כיס אחורי	.D	קליפ חיבור לשמשיה	
.P	בלם	.E	גלגל אחורי	
.Q	גגון שמש	.F	גלגל סביבול	
.R	כפתור שחרור הגלגל האחורי	.G	מושב	
.S	ידית אחיזה	.H	ריתמה	
.T	כפתור שחרור גלגלים	.I	משענת רגליים	
.U	כפתור שחרור הגלגל האחורי	.J	תיק מתחת למושב	
		.K	כפתור שחרור ראשי	

## Instructions - visual language



Visual check OK  
Afbbeelding controle OK  
Vizuální kontrola OK  
Visuel kontrol OK  
Optische Kontrolle OK  
Comprobación visual correcta  
Οπτικός έλεγχος OK

Silmävarainen tarkistus OK  
Contrôle visuel OK  
Esito positivo del controllo visivo  
Visuell kontroll OK  
Kontrola wzrokowa OK  
Verificação visual OK  
Наружный осмотр не

выявил неисправностей  
Znak 'pravilno'  
Visuell kontroll OK  
Görsel kontrol tamam  
目視点検 OK  
올바름  
正确的效果  
בדיקה חזותית - עבר



Visual check wrong  
Afbbeelding controle niet goed  
Vizuální kontrola - špatně  
Visuel kontrol ikke korrekt  
Optische Kontrolle falsch  
Comprobación visual incorrecta  
Οπτικός έλεγχος λάθος  
Silmävarainen tarkastus ei

hyväksyttävä  
Contrôle visuel erreur  
Esito negativo del controllo visivo  
Visuell kontroll feil  
Kontrola wzrokowa negatywna  
Verificação visual errada  
Наружный осмотр выявил

неисправность  
Znak 'napačno'  
Visuell kontroll fel  
Görsel kontrol yanlış  
目視点検間違い  
올바르지 않음  
错误的效果  
בדיקה חזותית נכשלה



Audible click  
Hoorbare klik  
Slyšitelné cvaknutí  
Tydelig kliklyd  
Hörbares Klickgeräusch  
Clic sonoro  
Ηχητικό κλικ

Kuulet naksahduksen  
Clic audible  
Scatto (clic)  
Hörbart klick  
Slychać kliknięcie  
Clique audible  
Слышимый щелчок

Zvočni klik  
Hörbart klickande ljud  
Duyulabilir klik sesi  
聞き取れるクリック音  
찰각 소리가 들림  
"咔嚓"声  
נקישה נשמעת



Movement in the indicated direction  
Beweging in de aangegeven richting  
Pohyb v uvedeném směru  
Bevegelse i den indikerede retning  
Bewegung in der angegebenen Richtung  
Κίνηση προς την κατεύθυνση που υποδεικνύεται

Movimiento en la dirección indicada  
Liike osoitettuun suuntaan  
Mouvement dans le sens indiqué  
Spostamento nella direzione indicata  
Bevegelse i indikert regning  
Ruch we wskazanym kierunku  
Movimento na direção

indicada  
движение в указанном направлении  
Premik v označeno smer  
Rörelse i angiven riktning  
Gösterilen yönde hareket  
矢印の方向への動作  
표시된 방향으로 이동  
按照所示方向运动  
תנועה בכיוון המצוין



When you see this symbol in the instructional part of the user guide, please refer to the warnings chapter to ensure the safe use of the Bugaboo Dragonfly.

Wanneer je dit symbool ziet bij de instructies in de gebruiksaanwijzing, raadpleeg dan het hoofdstuk Waarschuwingen zodat je zeker weet dat je de Bugaboo Dragonfly veilig gebruikt.

Pokud uvidíte v části s pokyny v uživatelské příručce tento symbol, přečtěte si kapitulu s varováními, kde je uvedeno, jak zajistit bezpečné používání produktu Bugaboo Dragonfly.

Når du ser dette symbol i instruktionsdelen af brugervejledningen, henvises du til kapitlet om advarsler for at sikre sikker brug af Bugaboo Dragonfly.

Wenn du dieses Symbol im Anweisungsteil der Gebrauchsanweisung siehst, lies bitte das Kapitel mit den Warnhinweisen, um den sicheren Gebrauch des Bugaboo Dragonfly zu gewährleisten.

Όταν δείτε αυτό το σύμβολο στο εκπαιδευτικό μέρος του εγχειριδίου οδηγιών χρήσης, ανατρέξτε στο κεφάλαιο προειδοποιήσεις ώστε να διασφαλίσετε την ασφαλή χρήση του Bugaboo Dragonfly.

Cuando veas este símbolo en las instrucciones de la guía del usuario, consulta el capítulo de advertencias para garantizar un uso seguro de la Bugaboo Dragonfly.

Kun näet tämän symbolin käyttöohjeen ohjeosiossa, katso lisätietoja Varoitukset-kappaleesta varmistaaksesi Bugaboo Dragonflyn turvallisen käytön.

Lorsque ce symbole apparaît dans la partie de la notice de l'utilisateur consacrée aux instructions, veuillez vous reporter au chapitre des avertissements pour garantir une utilisation sûre de la Bugaboo Dragonfly.

Quando vedi questo simbolo nelle parti della guida all'uso, consulta il capitolo delle avvertenze per assicurarti dell'uso sicuro di Bugaboo Dragonfly.

Når du ser dette symbolet i brukerveiledningens instruksjonsdel, vennligst se kapitlet om advarsler for at Bugaboo Dragonfly blir brukt på en trygg måte.

Aby zapewnić bezpieczne użytkowanie Bugaboo Dragonfly, po napotkaniu tego symbolu w części instruktażowej instrukcji obsługi należy odszukać odpowiednie ostrzeżenie w rozdziale zawierającym ostrzeżenia.

Quando encontrar este símbolo nas instruções do guia de utilizador, consulte o capítulo de avisos para garantir a utilização segura da Bugaboo Dragonfly.

Этот символ в разделе с инструкциями руководства пользователя означает, что для безопасной эксплуатации Bugaboo Dragonfly нужно изучить главу с предупредительной информацией.

Ko vidite ta simbol v delu z navodili tega priročnika za uporabnike, se sklicujte na poglavje z opozorili in s tem poskrbite za varno uporabo izdelka Bugaboo Dragonfly.

När du ser denna symbol i bruksanvisningens instruktioner, läs varningskapitlet för att säkerställa att Bugaboo Dragonfly används på ett säkert sätt.

Kullanıcı kılavuzunun talimatlar bölümünde bu sembolü gördüğünüzde, Bugaboo Dragonfly'ın güvenli kullanımını sağlamak için lütfen uyarılar bölümüne bakınız.

ユーザーガイドの説明部分にこのマークが表示されている場合は、バガブードラゴンフライを安全にお使いいただくために、ご注意の章を参照してください。

사용 설명서의 지침 부분에 이 기호가 있는 경우, 부가부 드래곤플라이의 안전한 사용을 위해 경고 항목을 참고하시기 바랍니다.

当您在说明书的指导部分看到这个符号时，请参考警告语章节，以确保安全使用 Bugaboo Dragonfly。

כאשר סמל זה מופיע בהנחיות במדריך למשתמש, יש לעיין בפרק האזהרות על מנת להבטיח שימוש בטוח ב-Bugaboo Dragonfly.

# Quick start



18

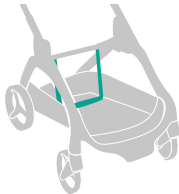


19

# Set-up



20



23



24



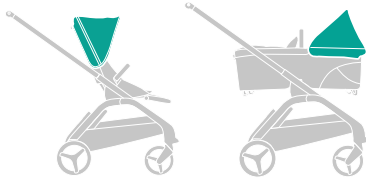
25



..... 26



..... 30



..... 34

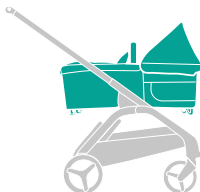


..... 36

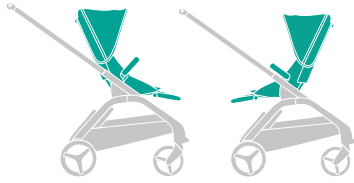
## Features



..... 37



..... 38



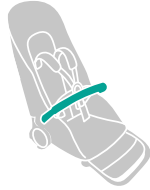
..... 40



..... 46



..... 42



..... 45



..... 46



..... 47



..... 49



50



51



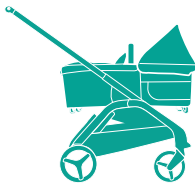
52



53



54



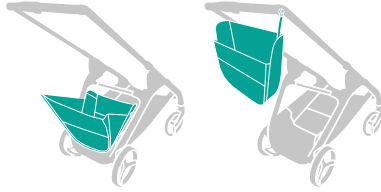
55



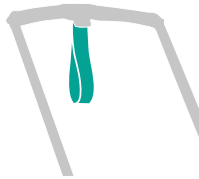
57



58



58



59



59

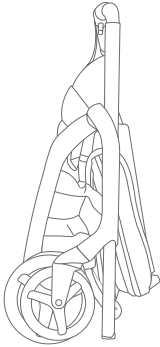


60

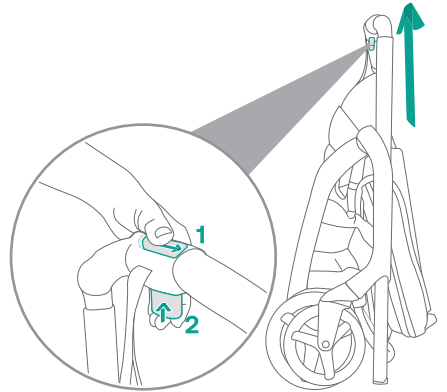




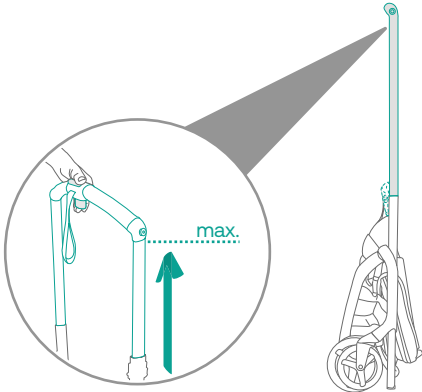
1



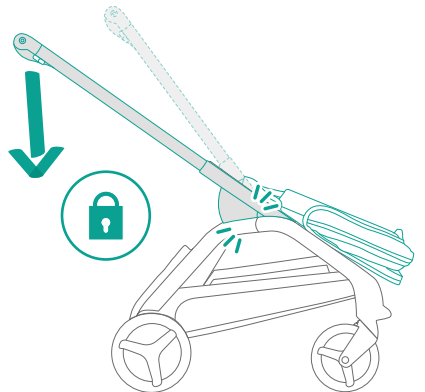
2



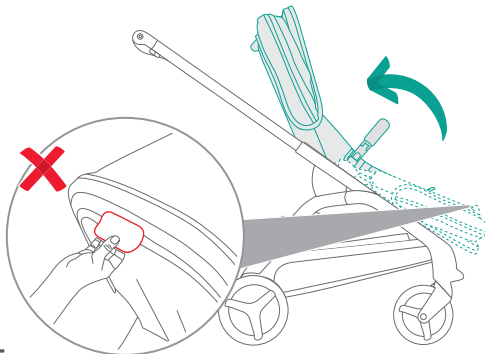
3



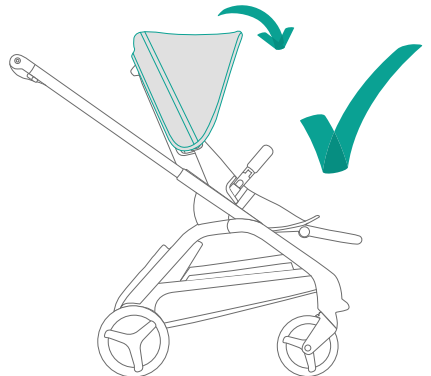
4

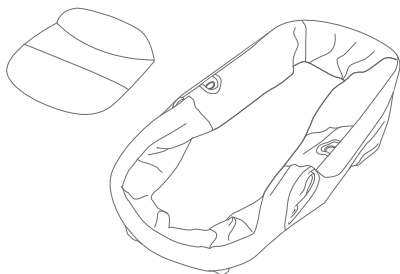


5

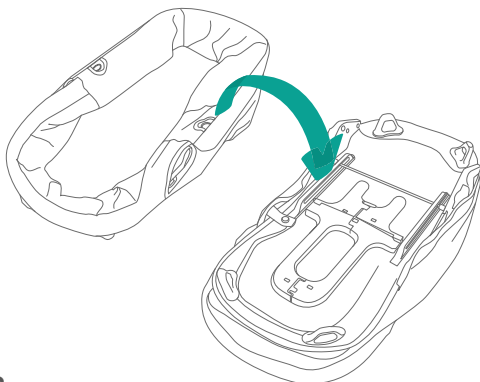


6

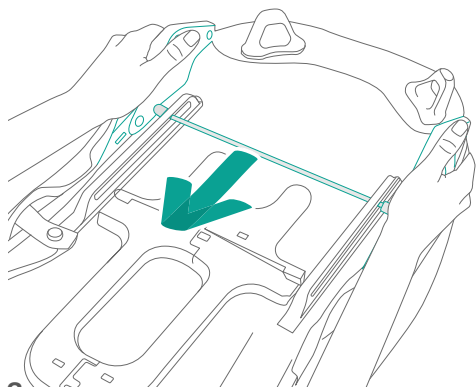




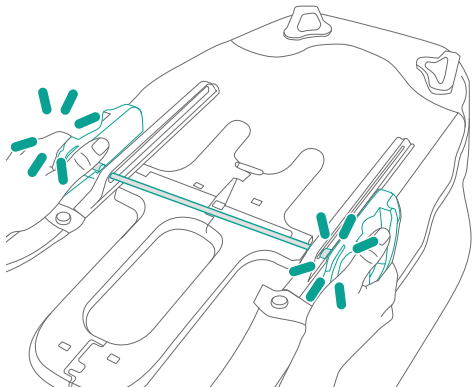
1



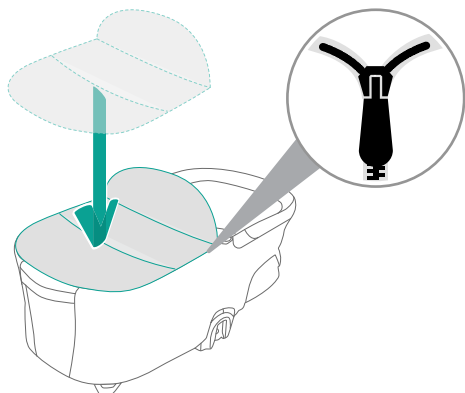
2



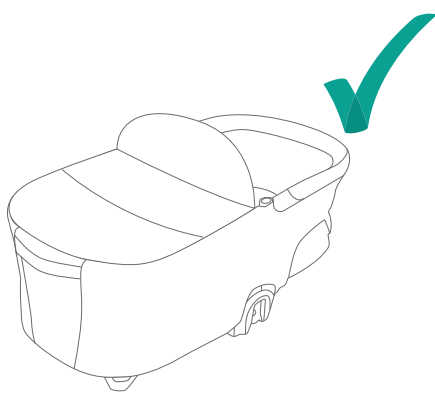
3



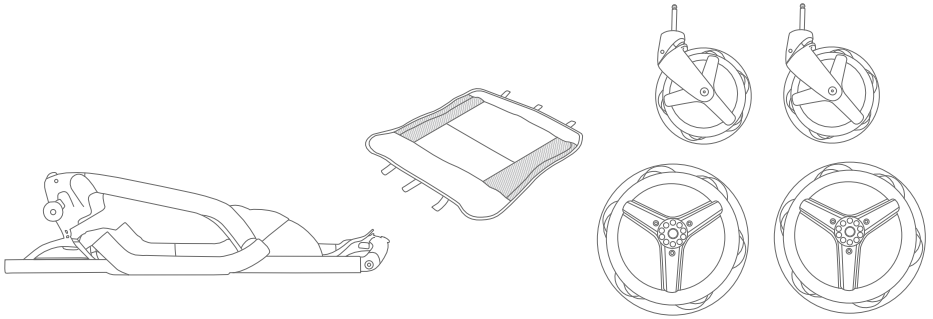
4



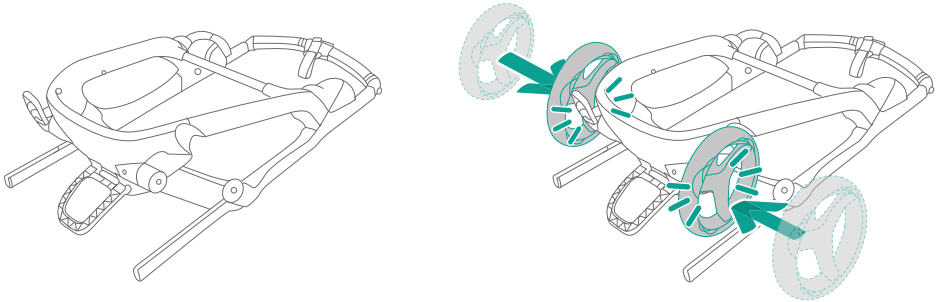
5



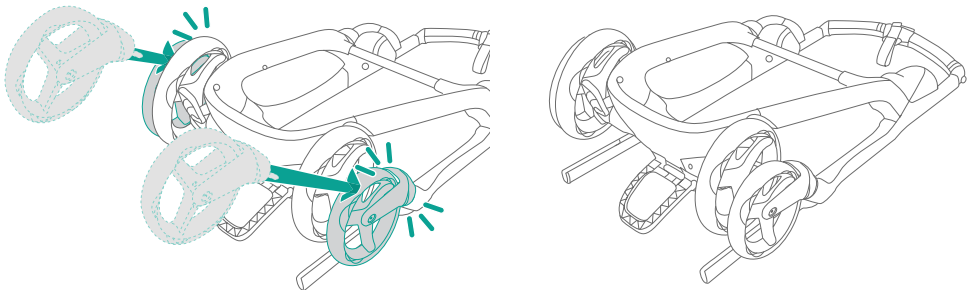
6



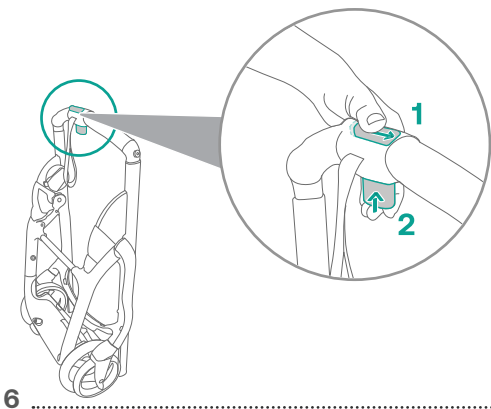
1 .....



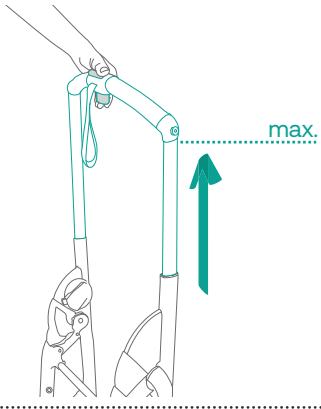
2 ..... 3 .....



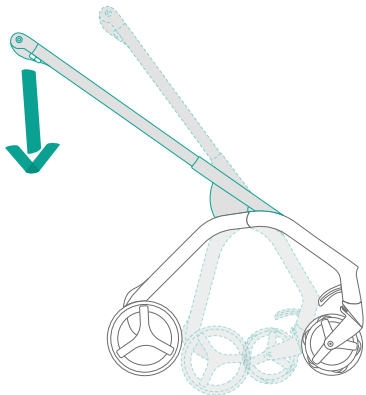
4 ..... 5 .....



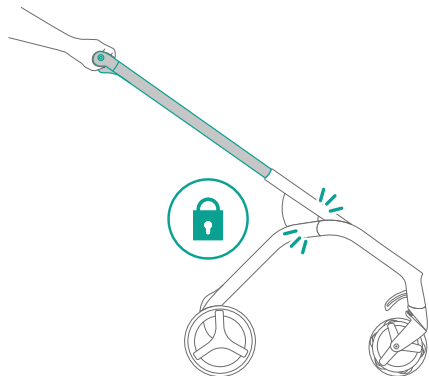
6



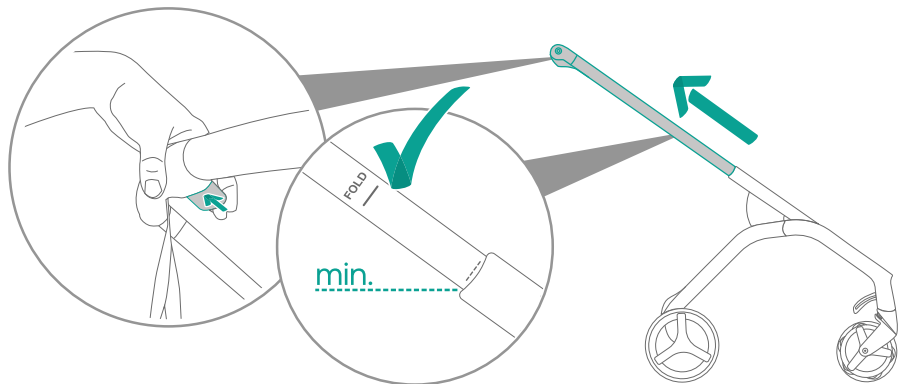
7



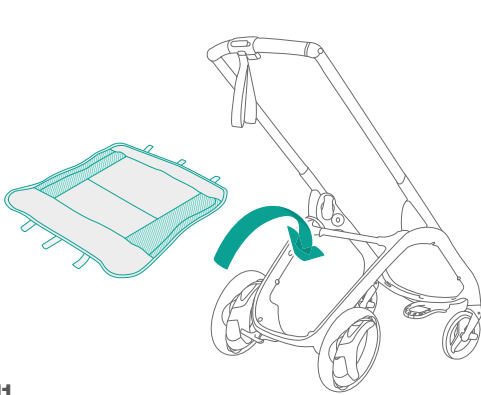
8



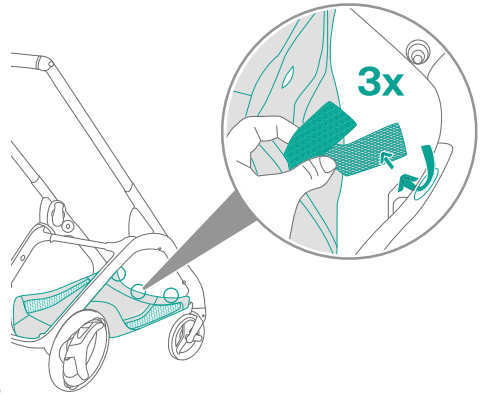
9



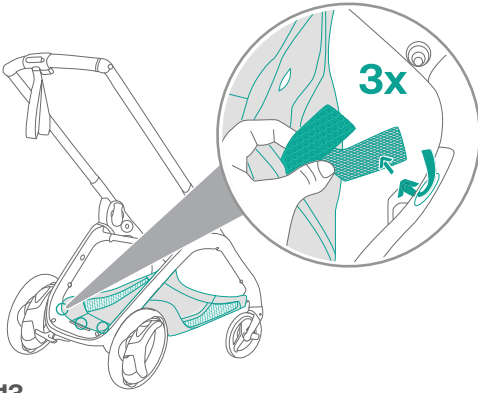
10



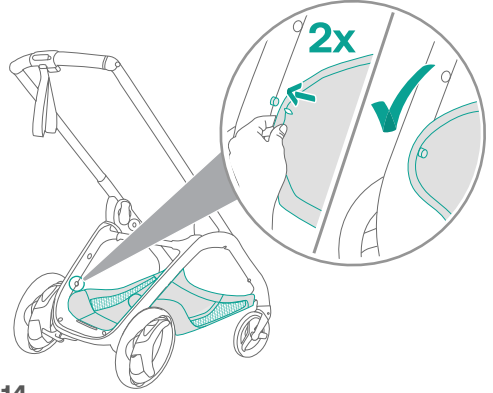
11



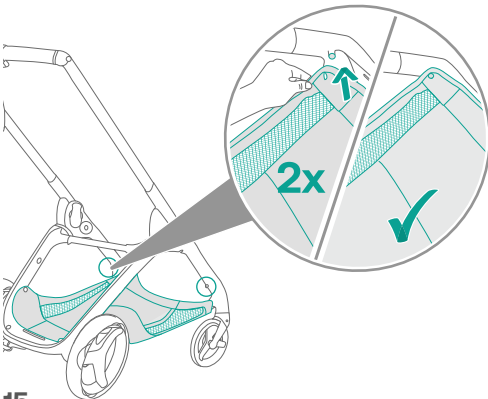
12



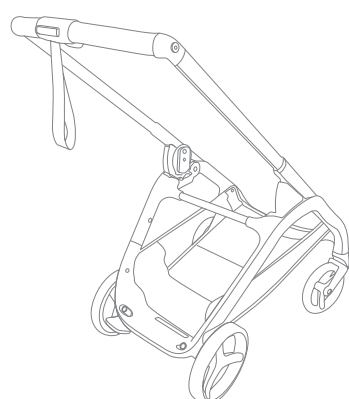
13



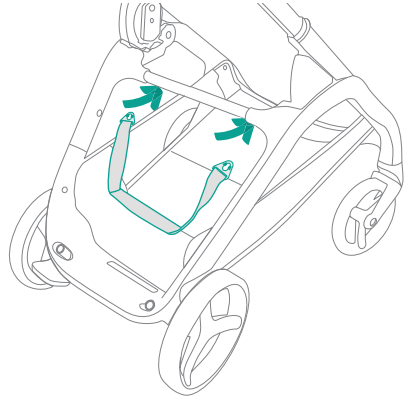
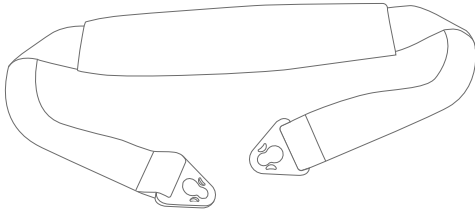
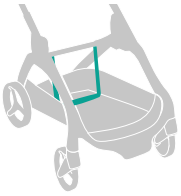
14



15

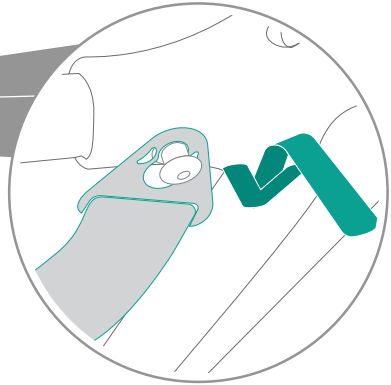
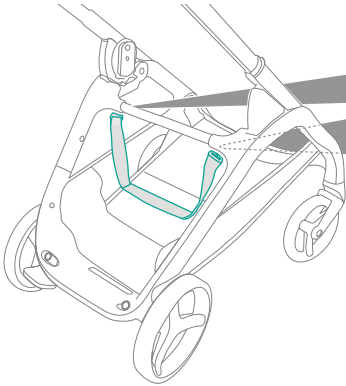


16



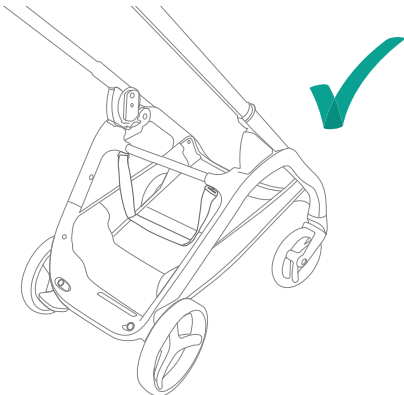
1

2

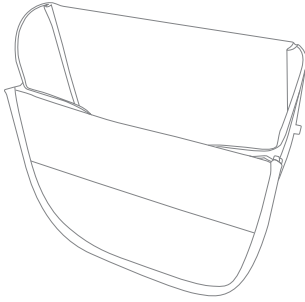


3

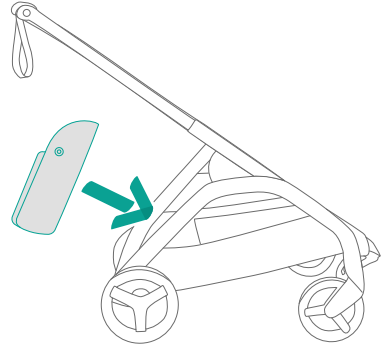
4



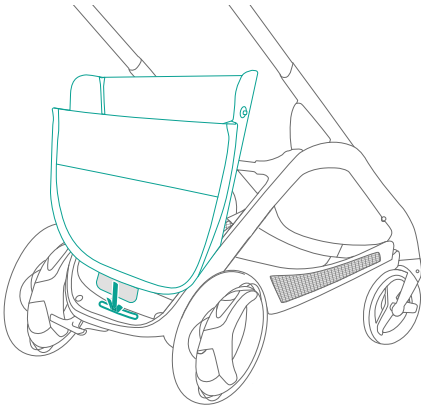
5



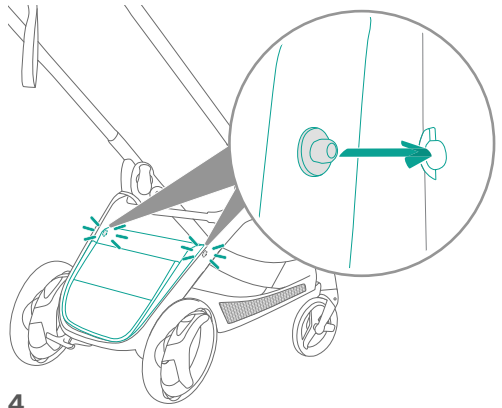
1




2



3



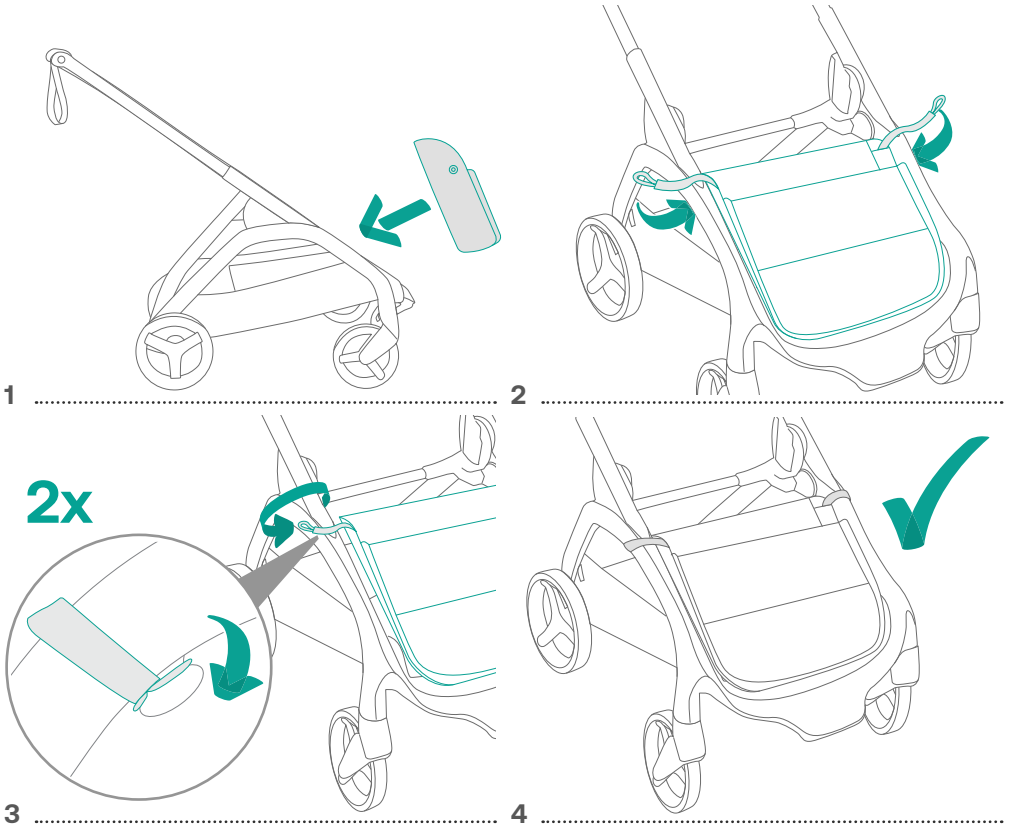
4

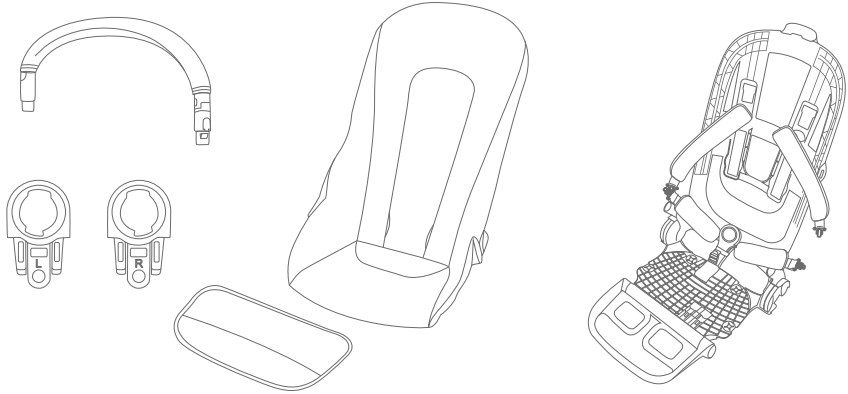


5

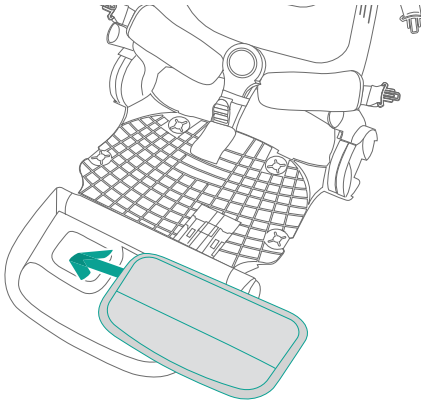


\*This use position is not applicable for Australia.

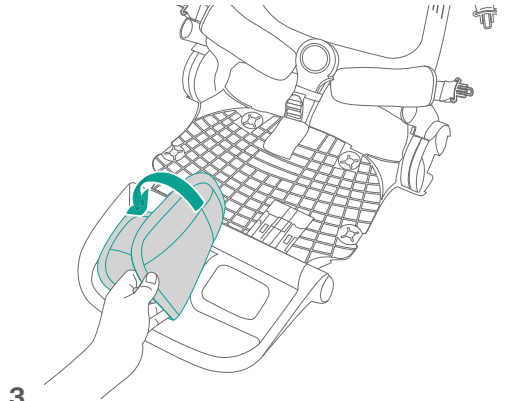




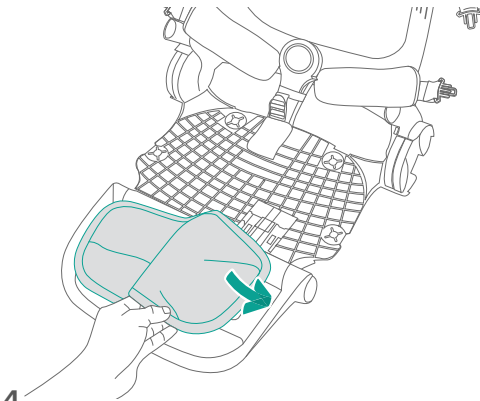
1



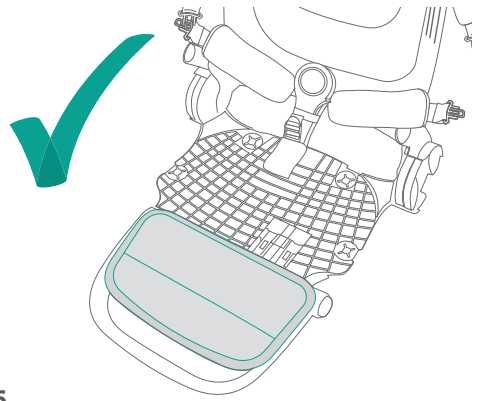
2



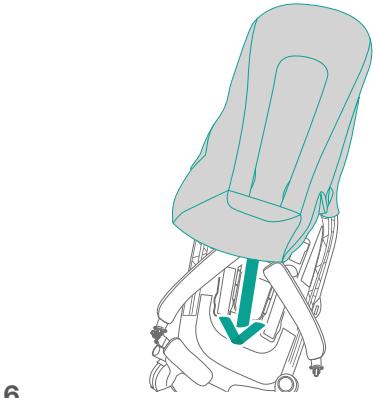
3



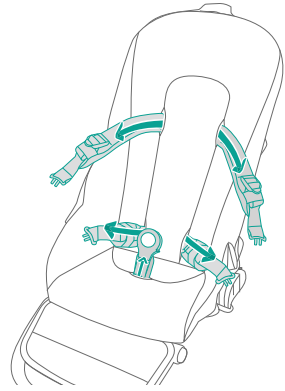
4



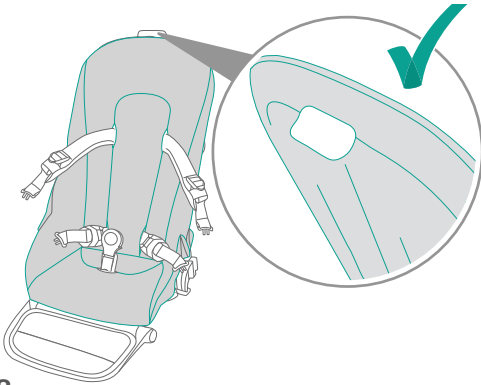
5



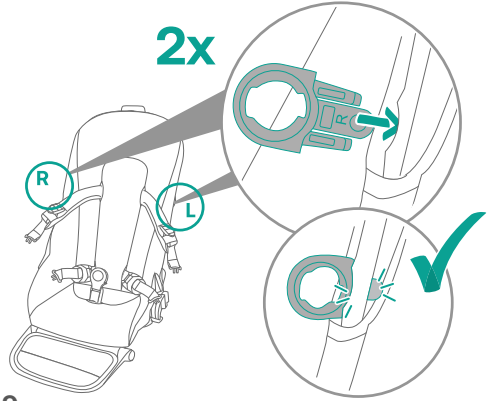
6



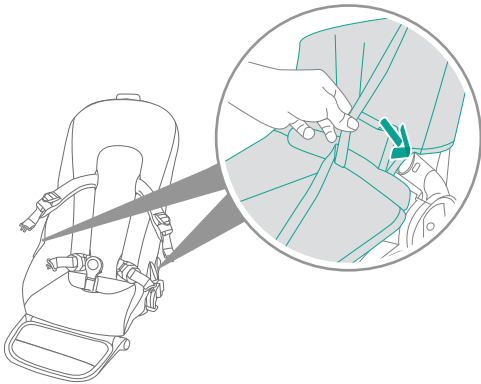
7



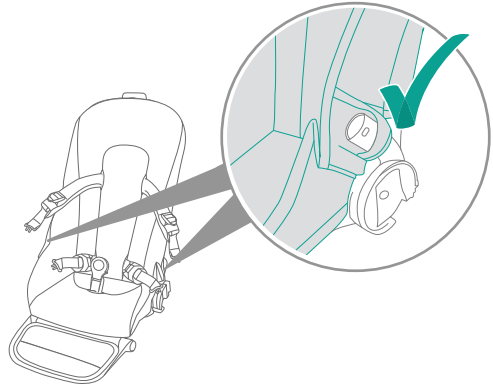
8



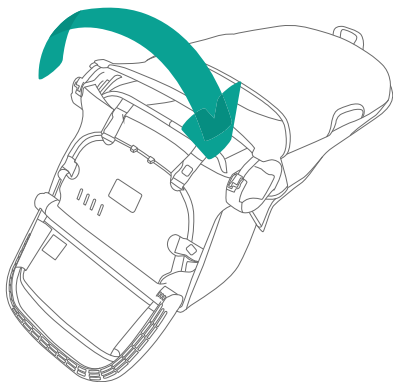
9



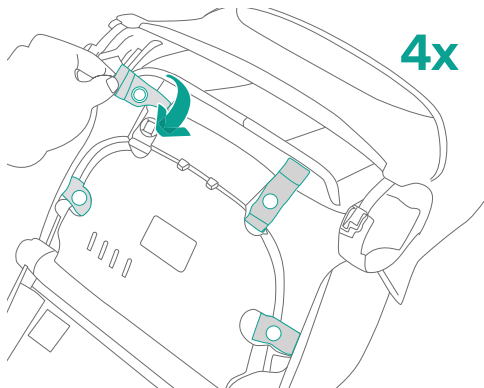
10



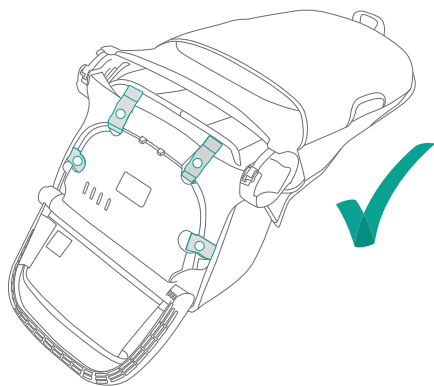
11



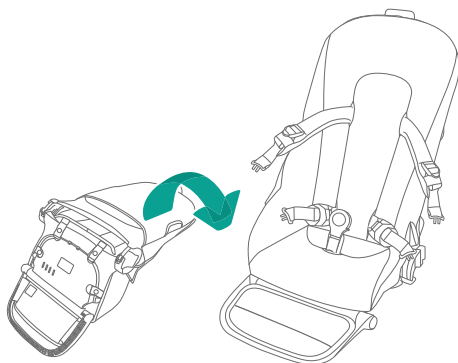
12



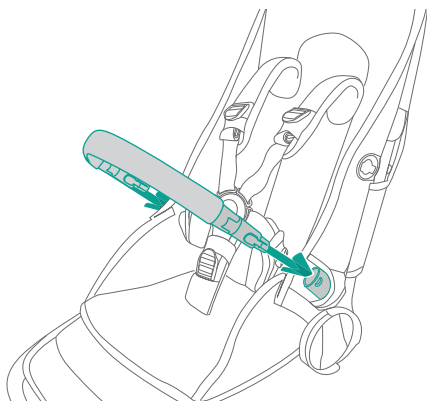
13



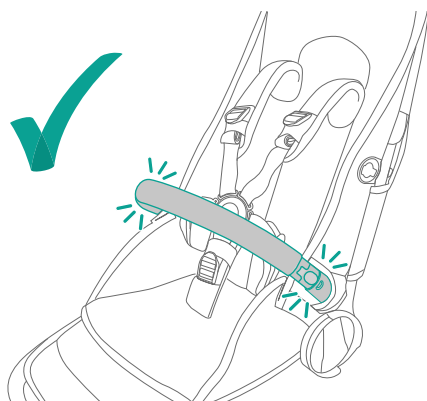
14



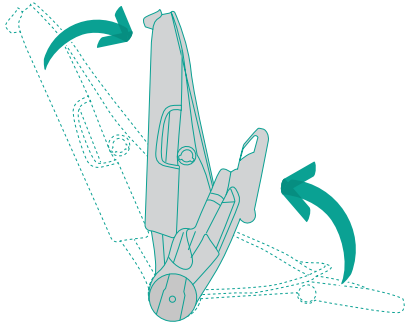
15



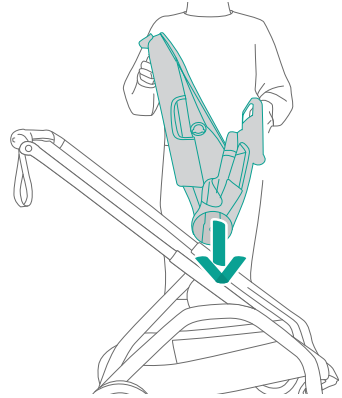
16



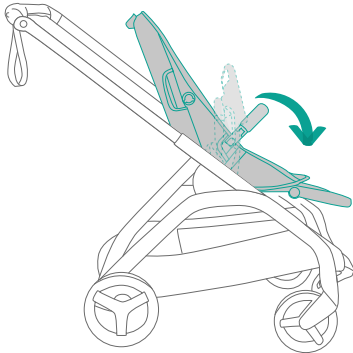
17




18



19



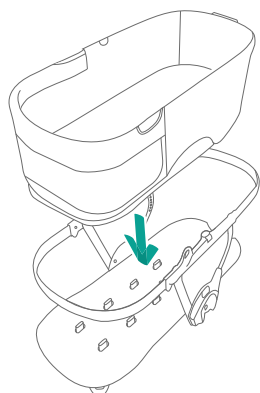
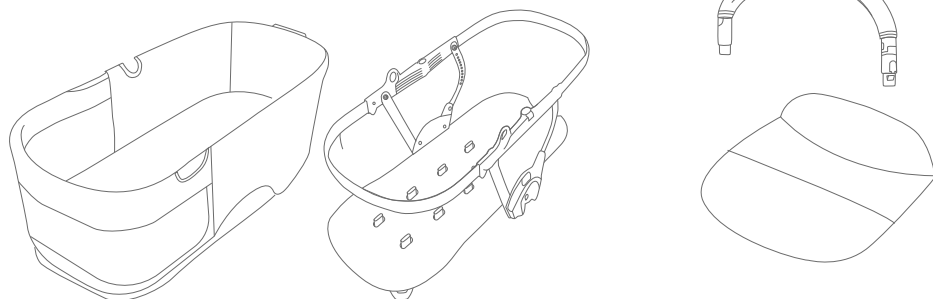
20



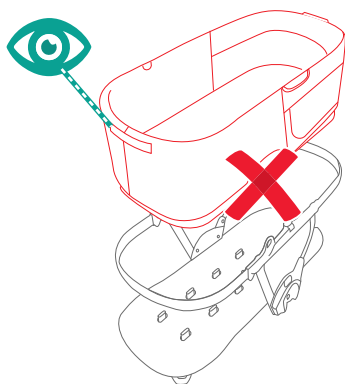
21



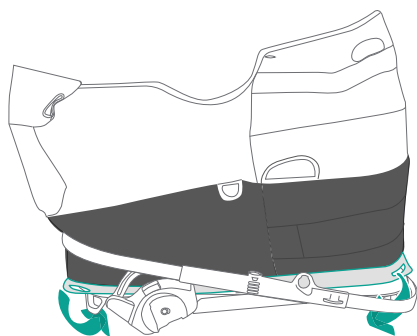
\*Sold separately



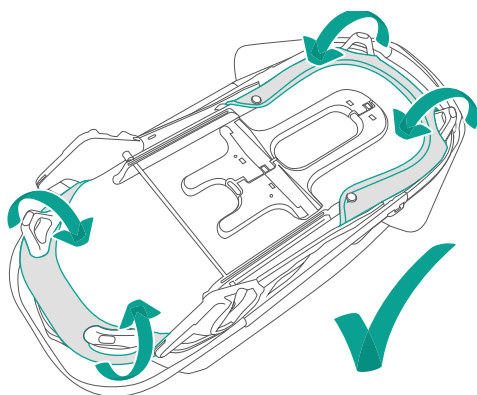
1



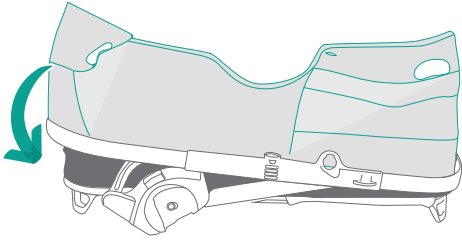
2



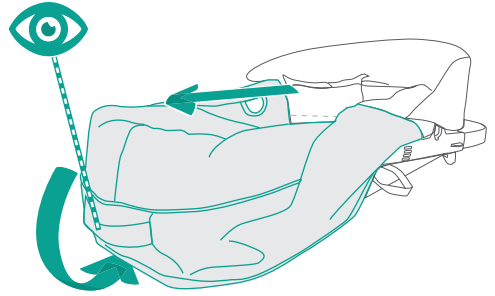
3



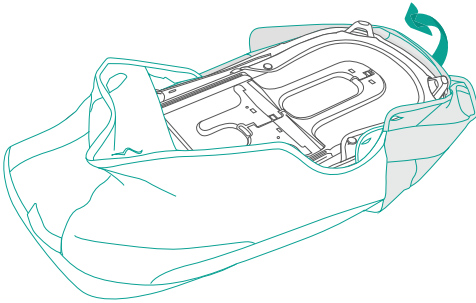
4



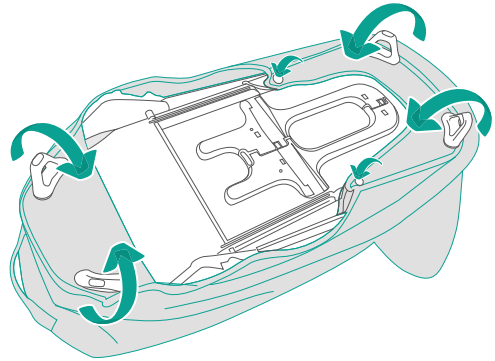
5



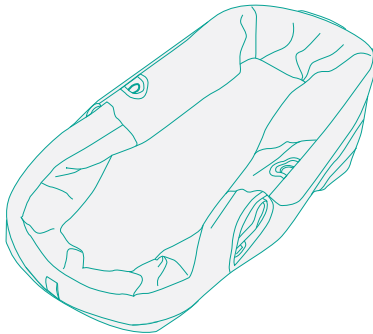
6



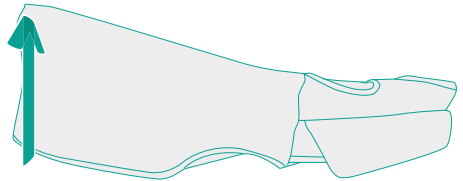
7



8



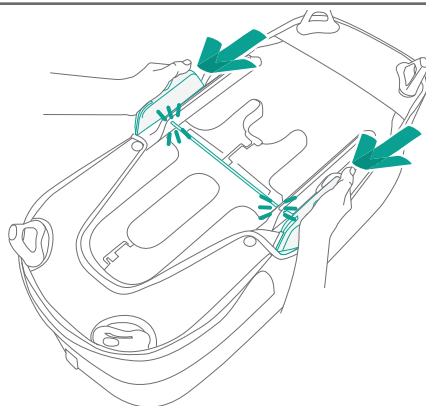
9



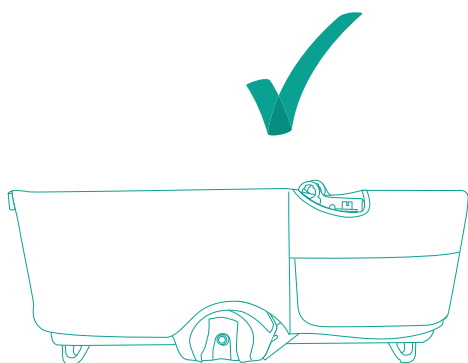
10



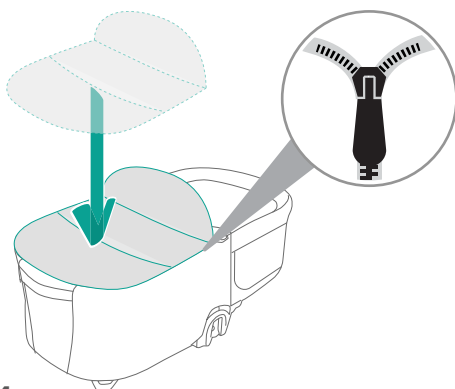
11



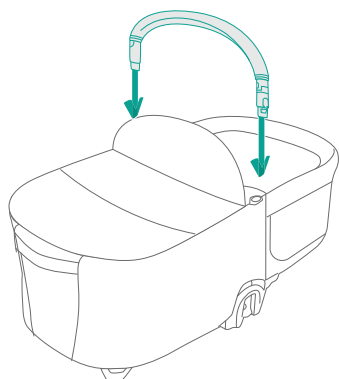
12



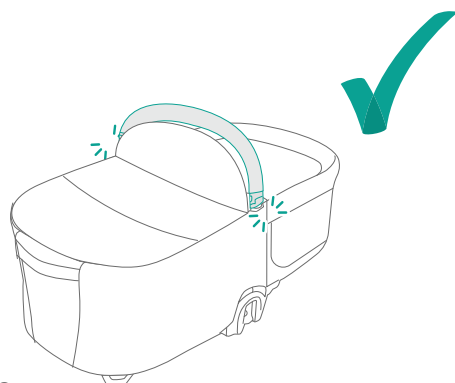
13



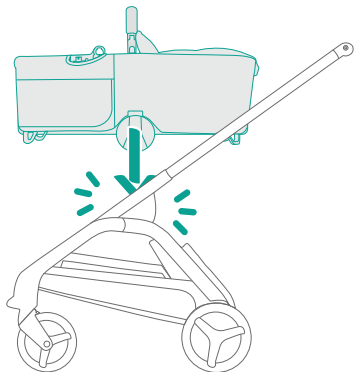
14



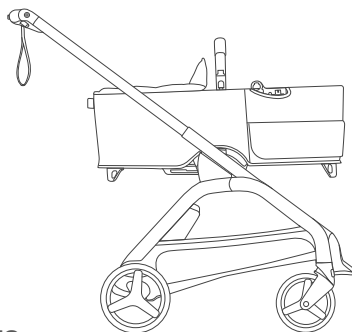
15



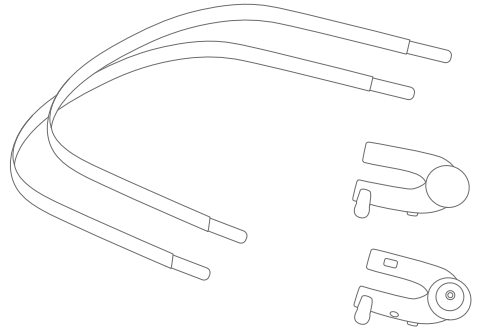
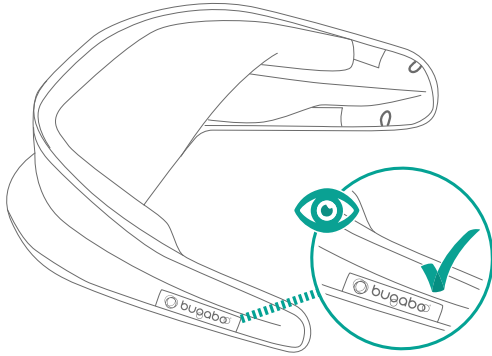
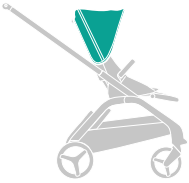
16



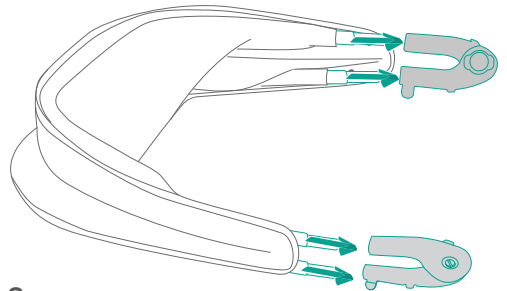
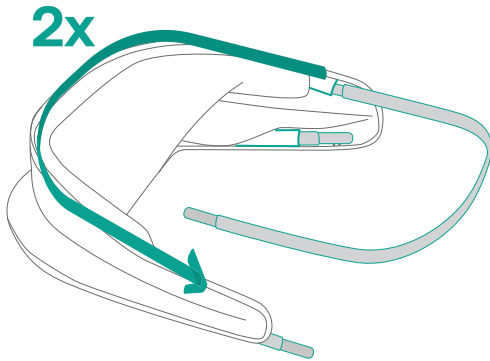
17



18

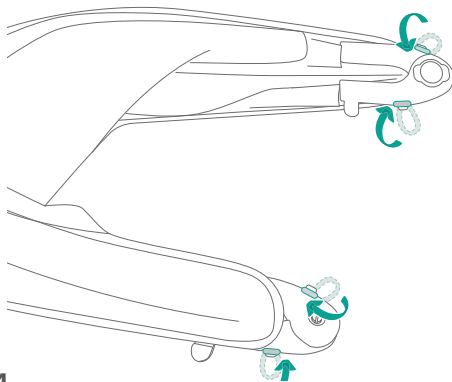


1

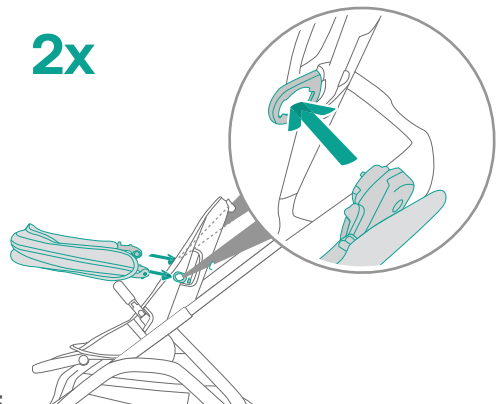


2

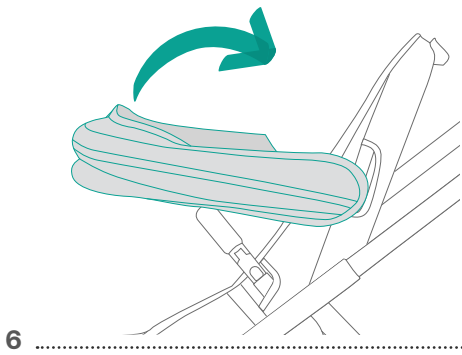
3



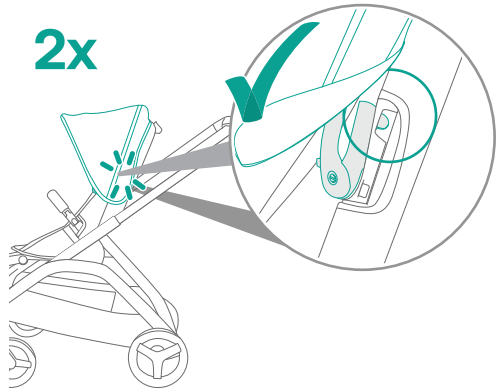
4



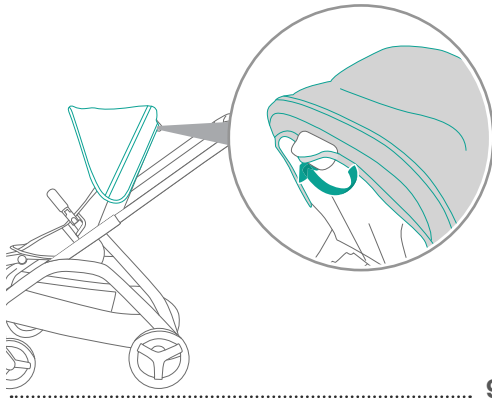
5




6



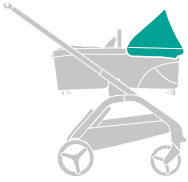
7




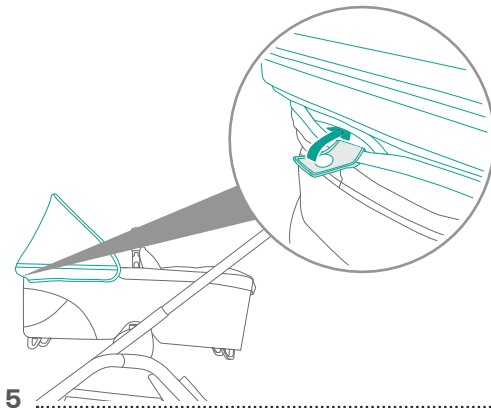
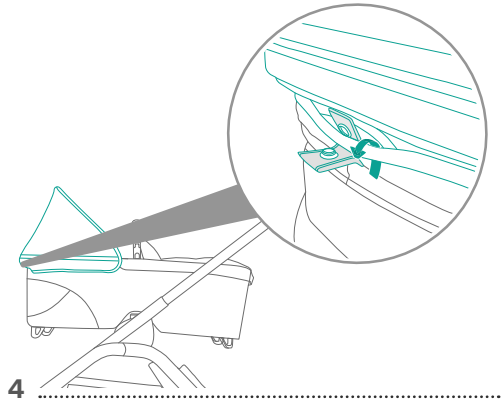
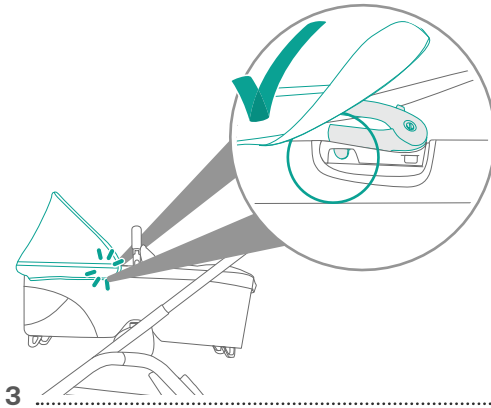
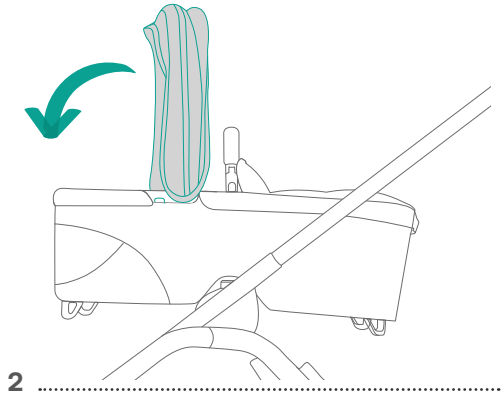
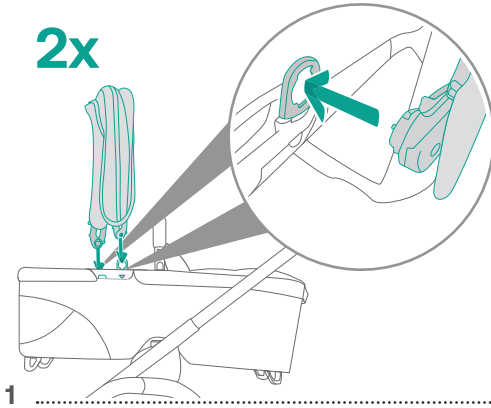
8

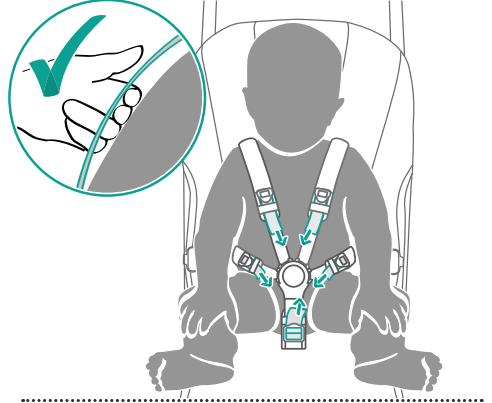
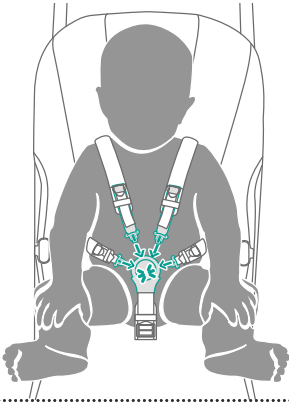



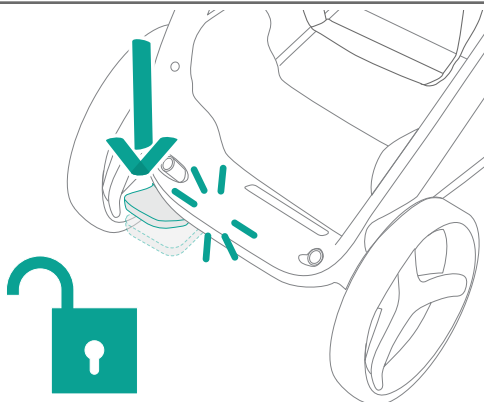
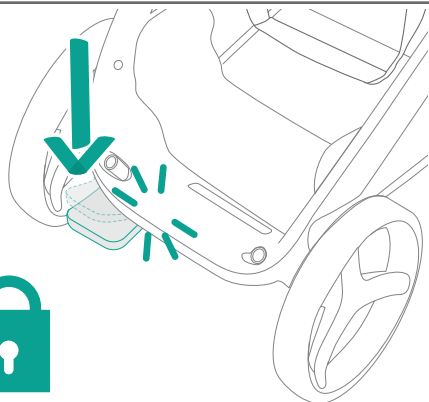
9



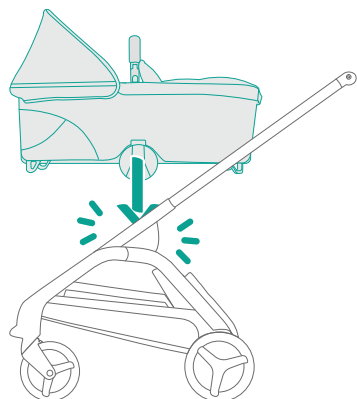
2x



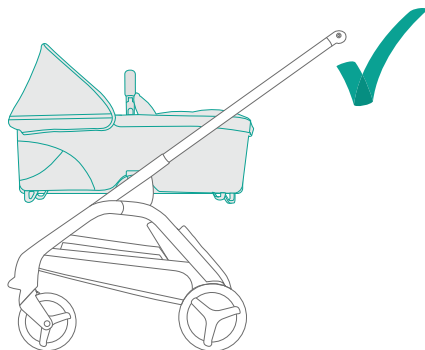




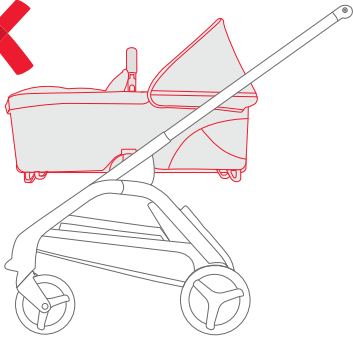
\*Sold separately



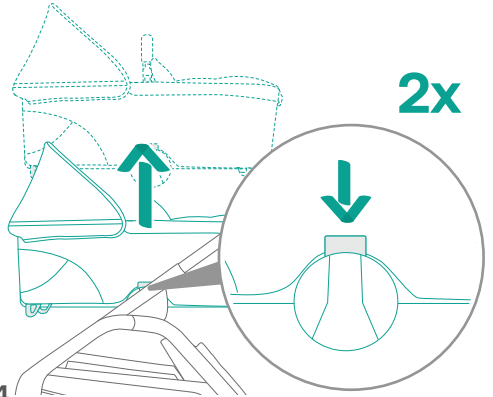
1



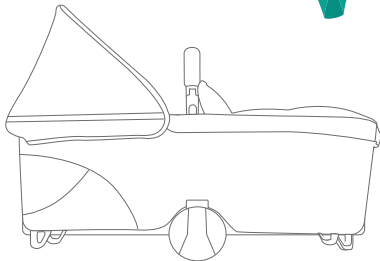
2



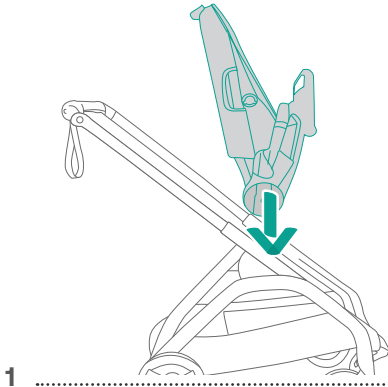
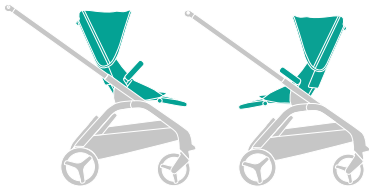
3



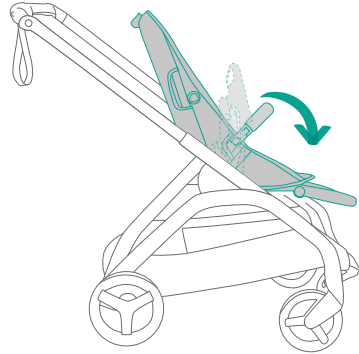
4



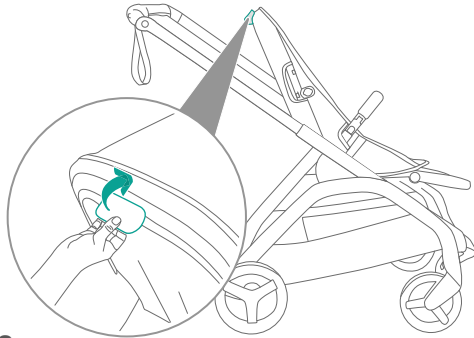
5



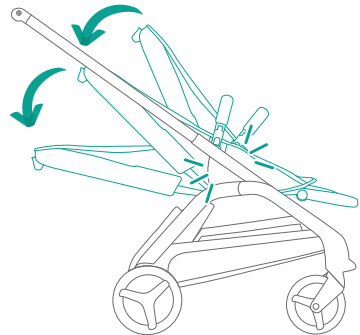
1



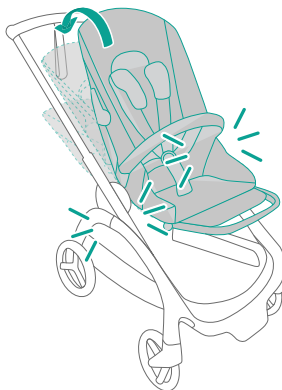
2



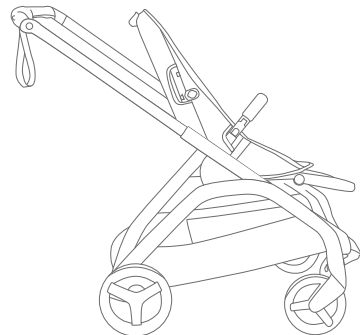
3



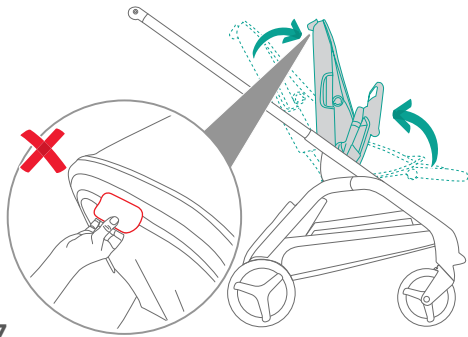
4



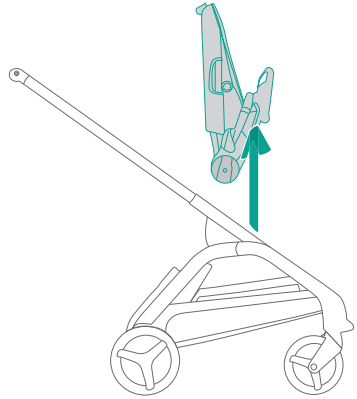
5



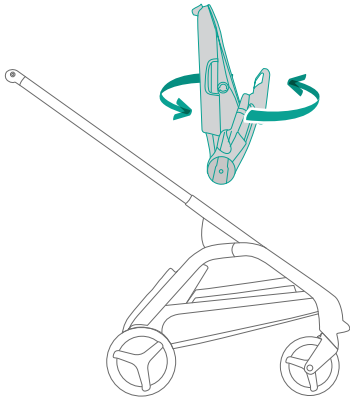
6



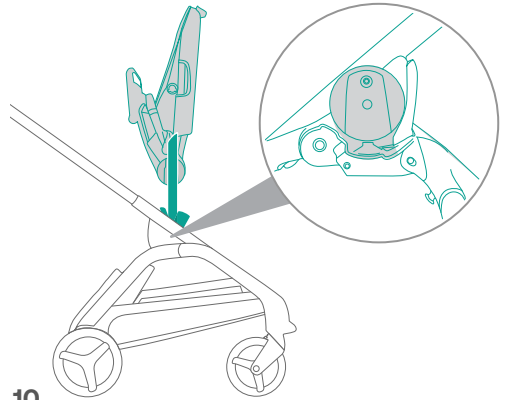
7



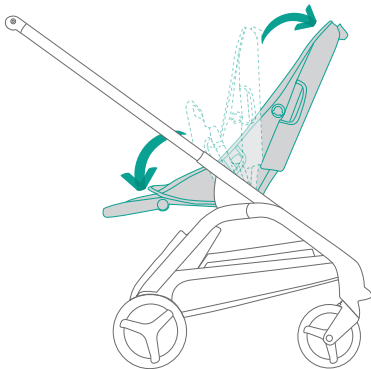
8



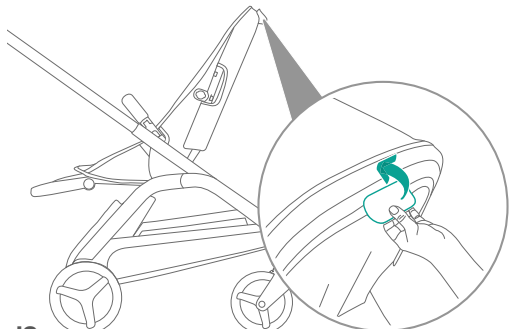
9



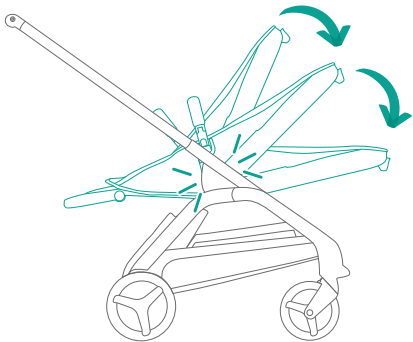
10



11



12



13

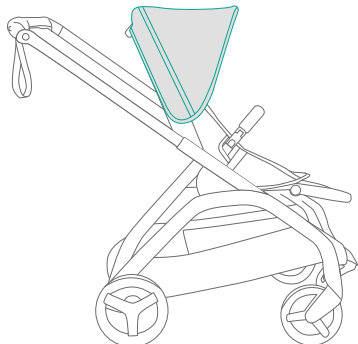


14




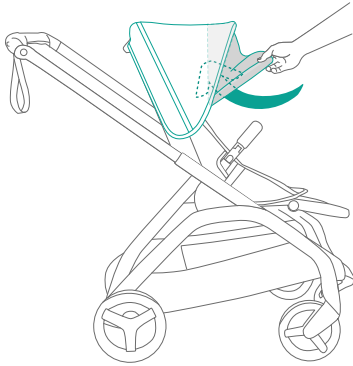
---

1

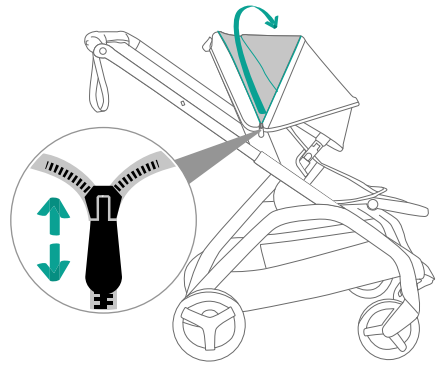


2

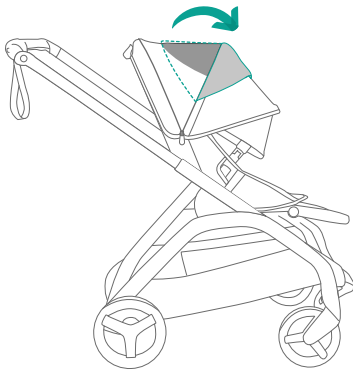




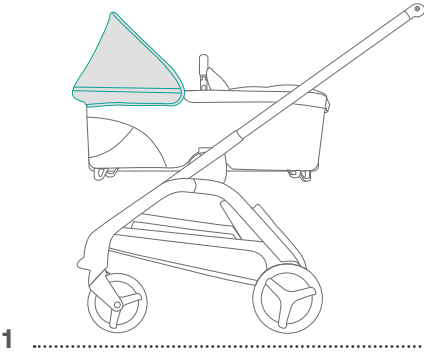
3



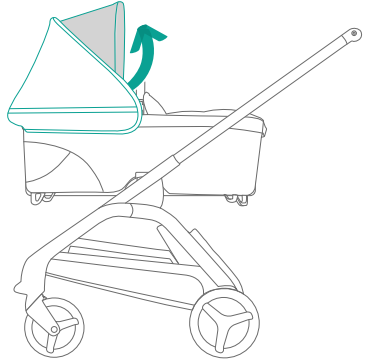
4



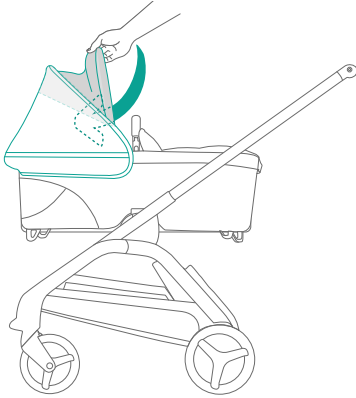
5



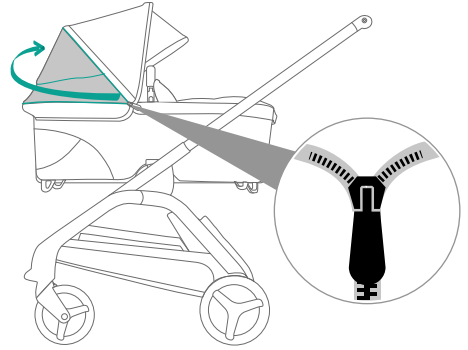
1



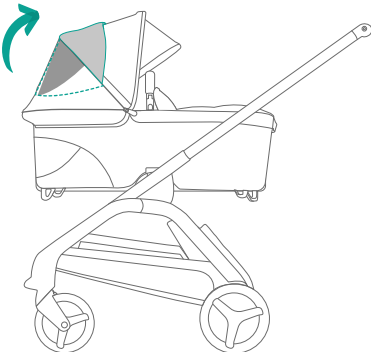
2



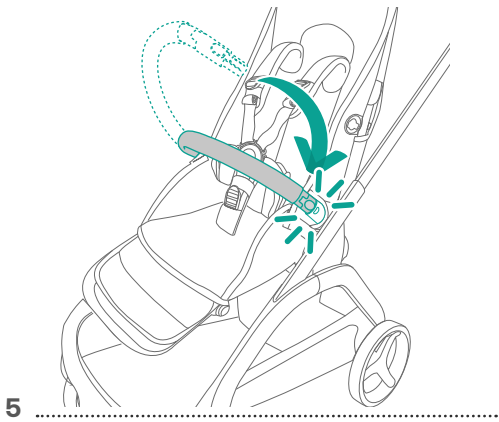
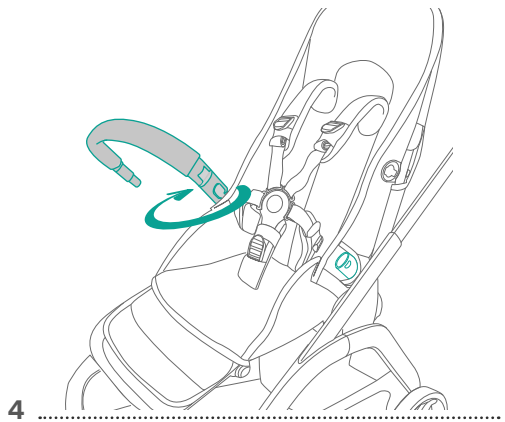
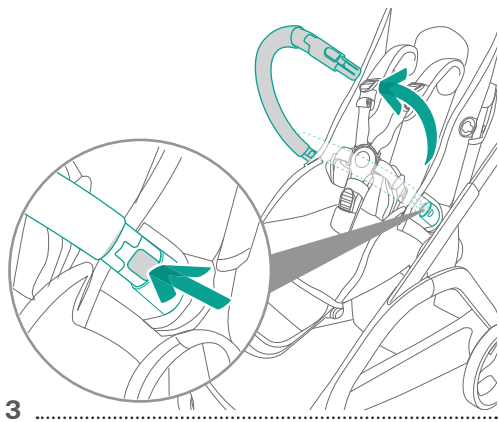
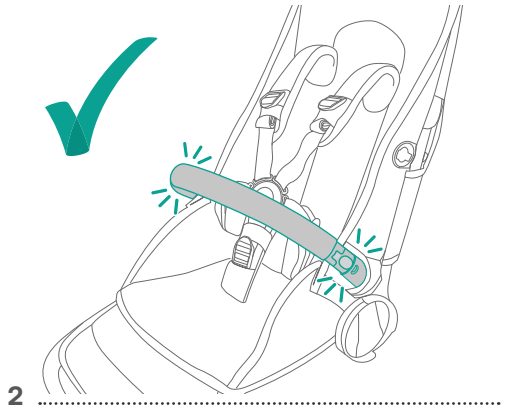
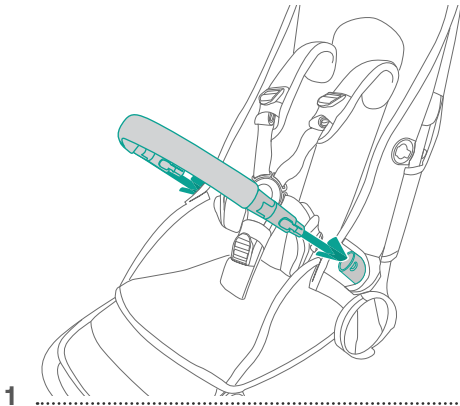
3

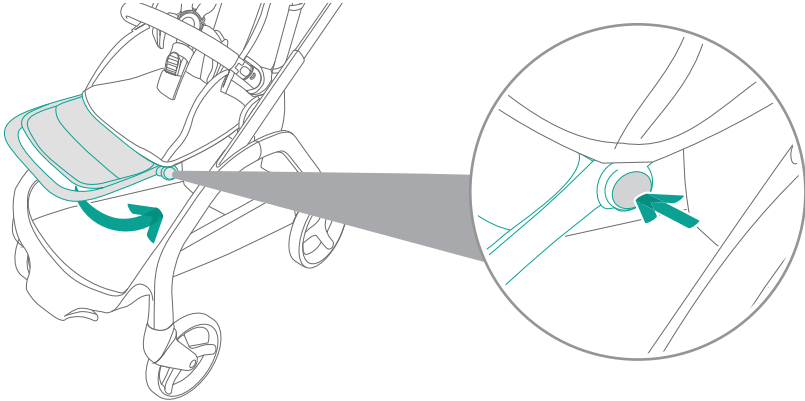


4

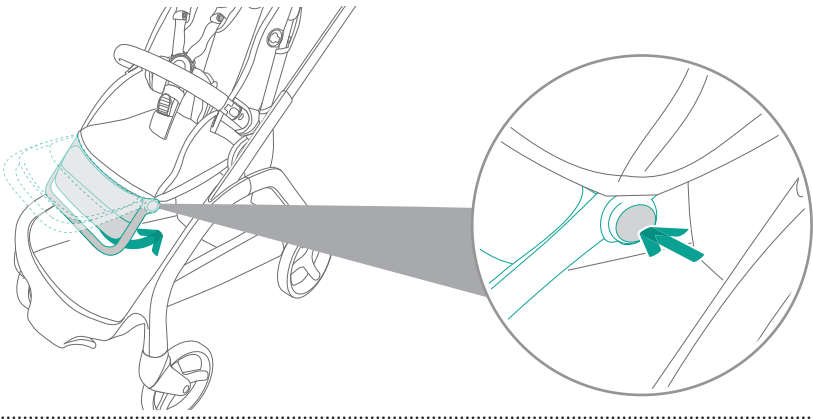


5

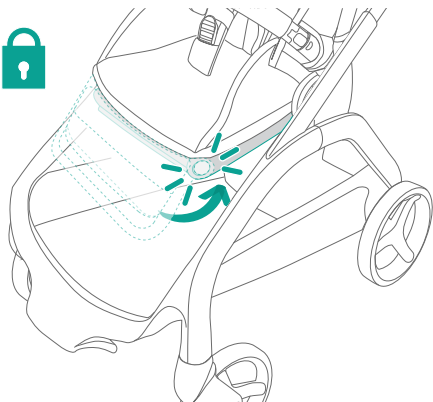




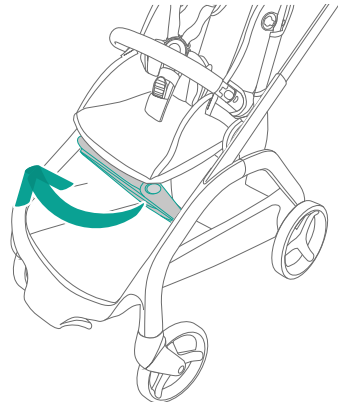
1



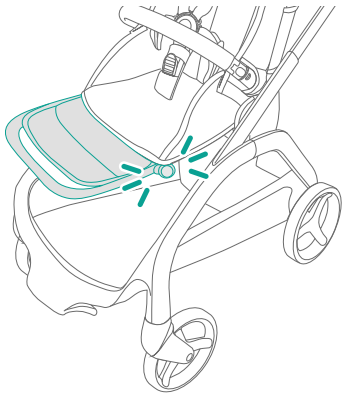
2



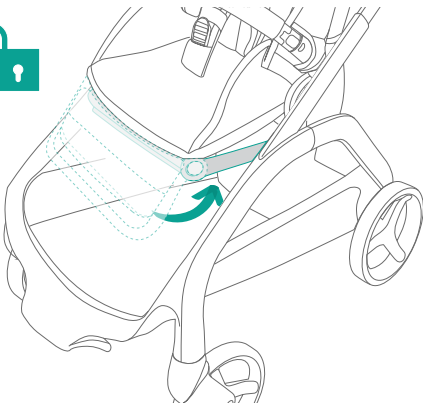
3



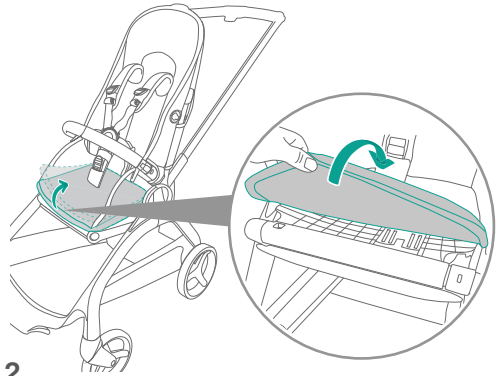
4



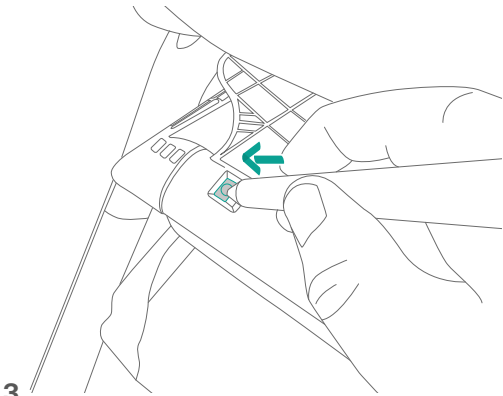
5 .....



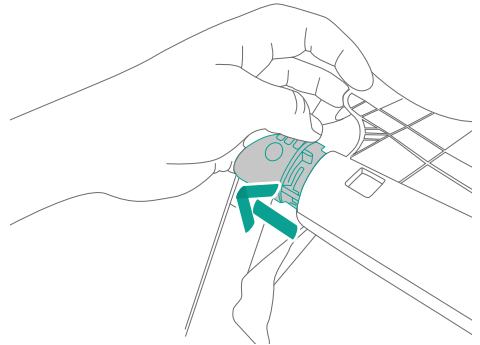
1 .....



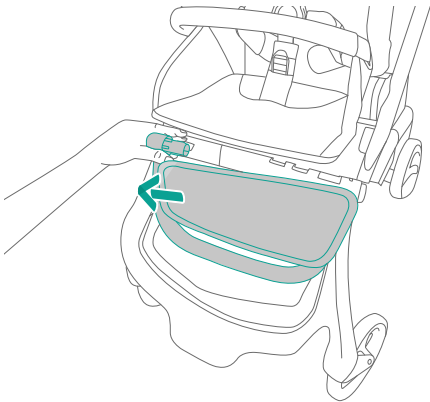
2 .....



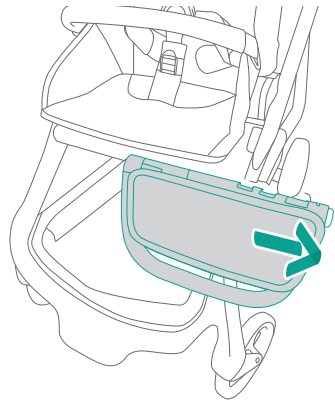
3



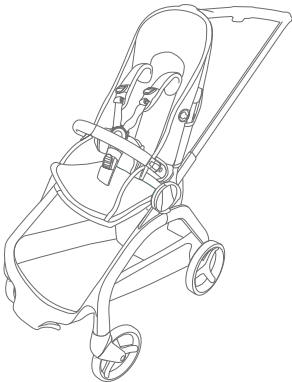
4



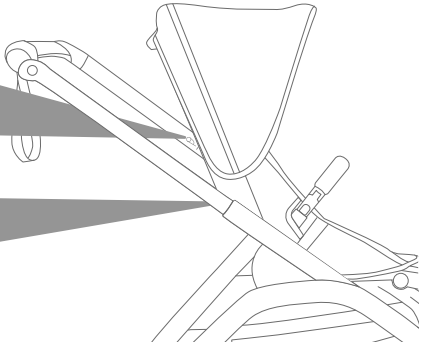
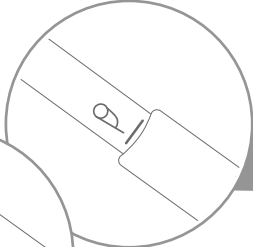
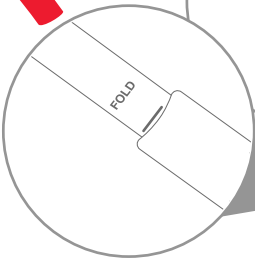
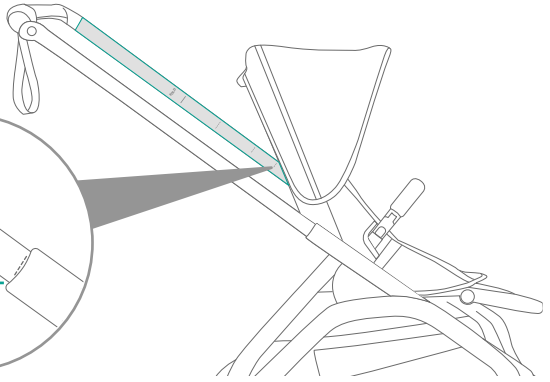
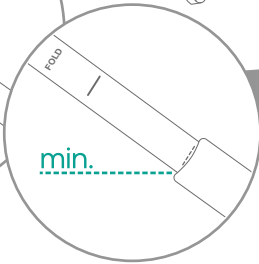
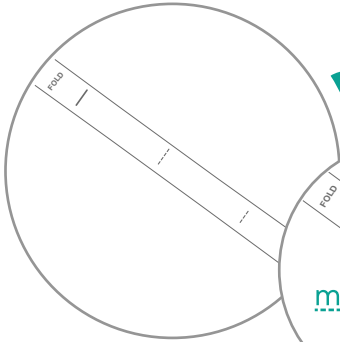
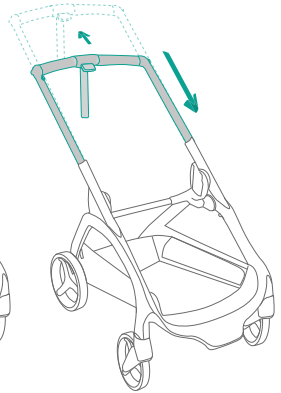
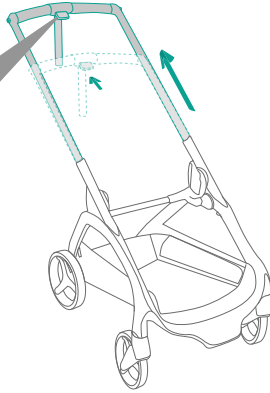
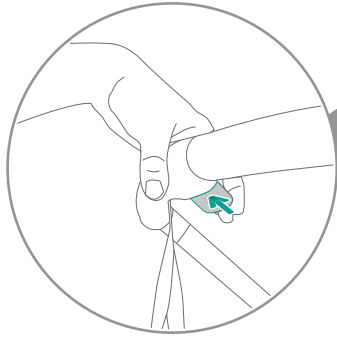
5

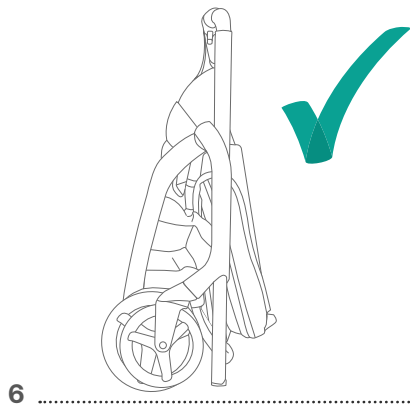
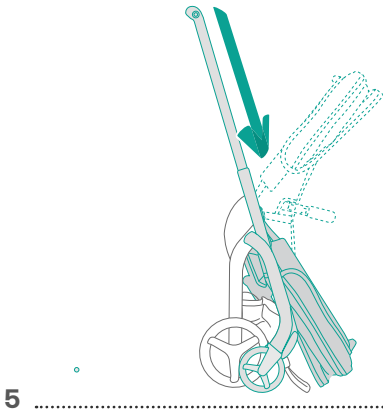
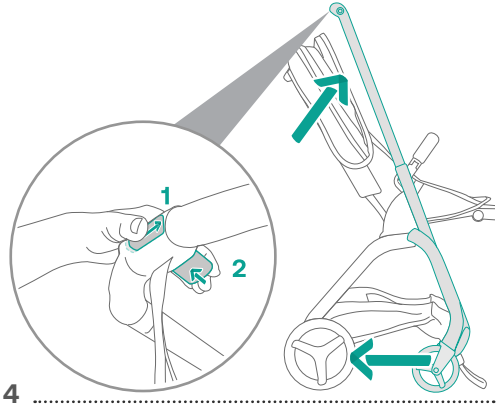
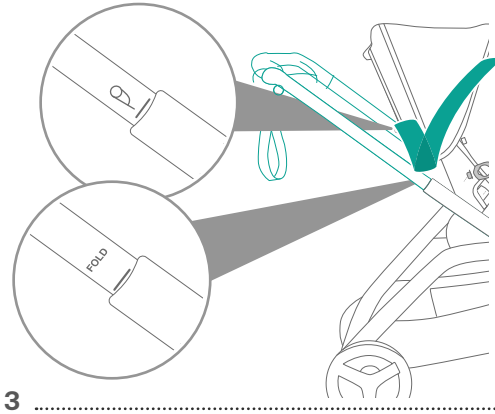
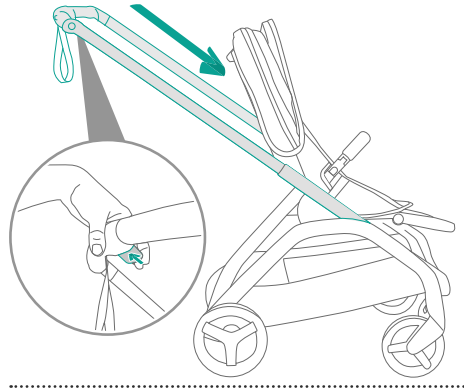
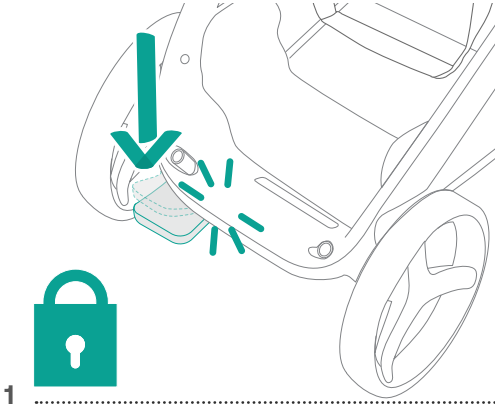


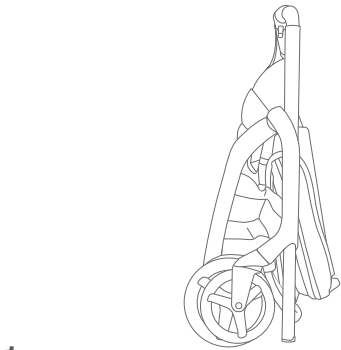
6



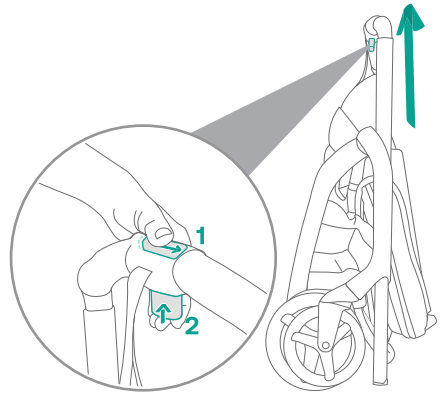
7



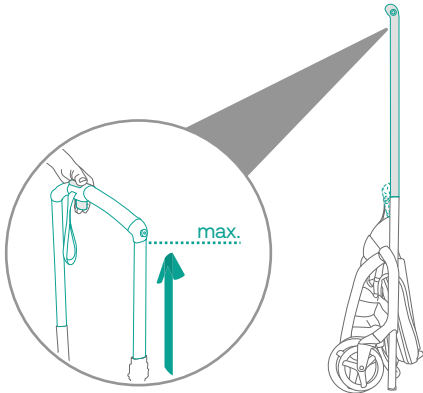




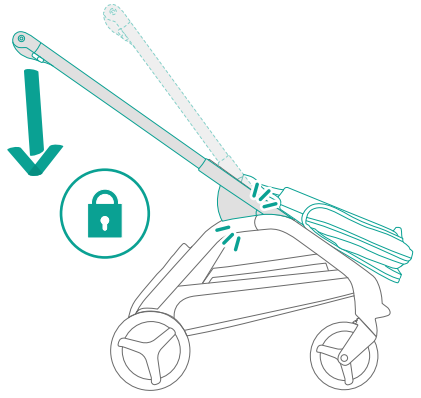
1



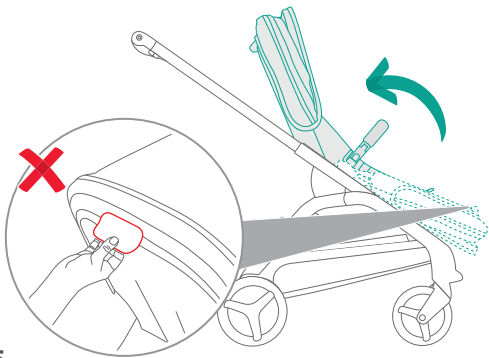
2



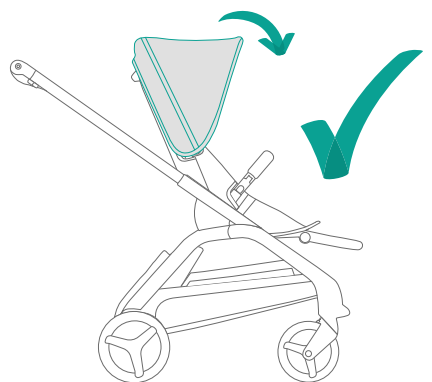
3



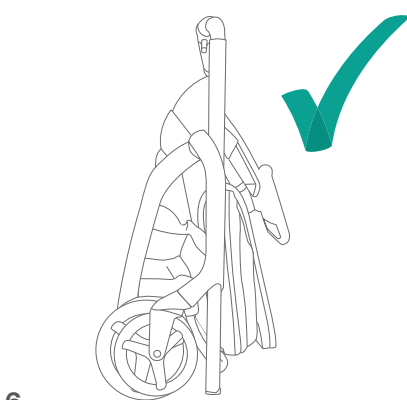
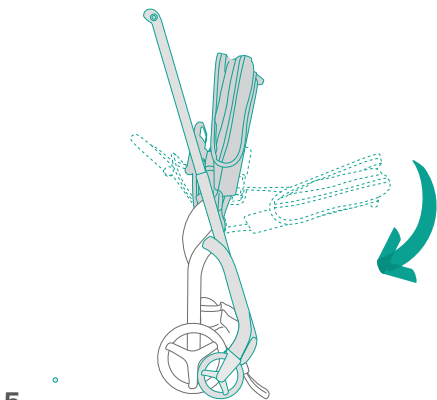
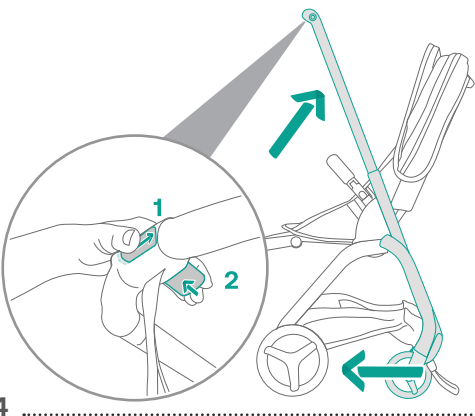
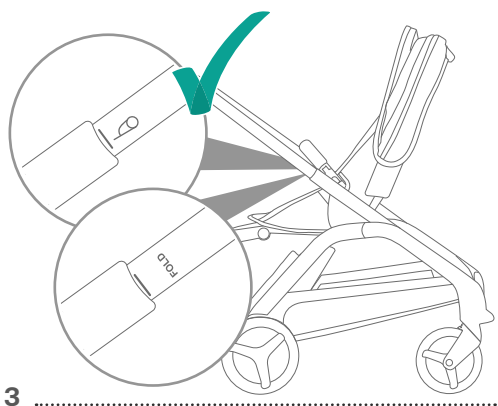
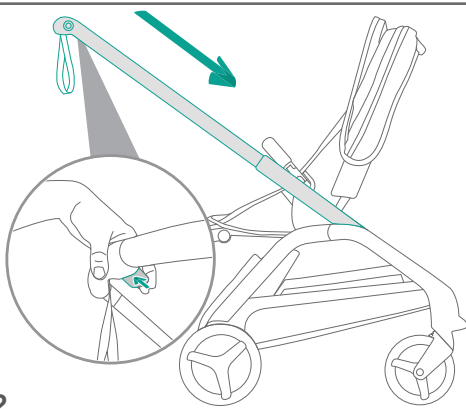
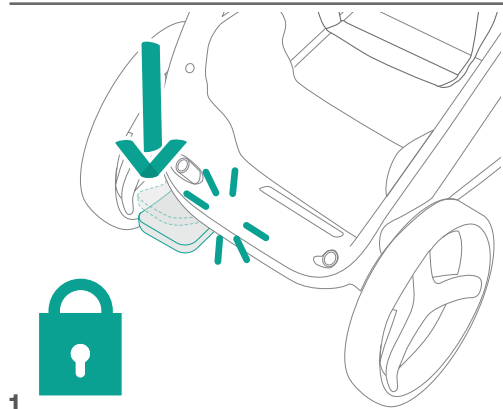
4



5

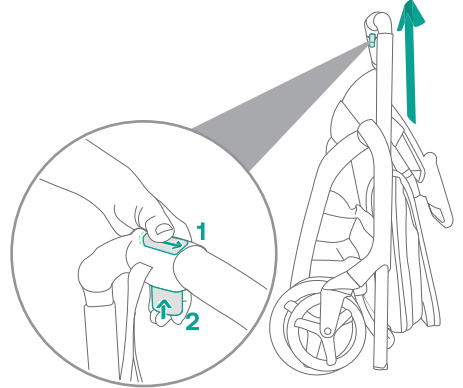


6

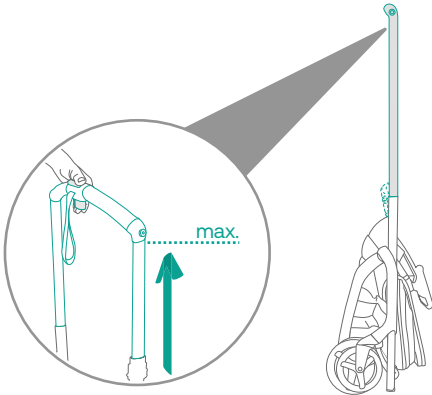




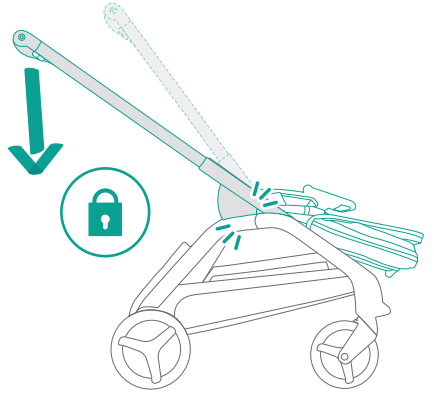
7



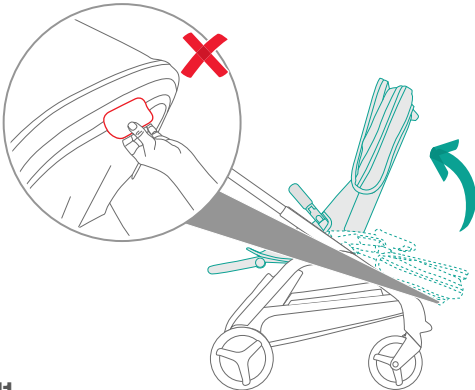
8



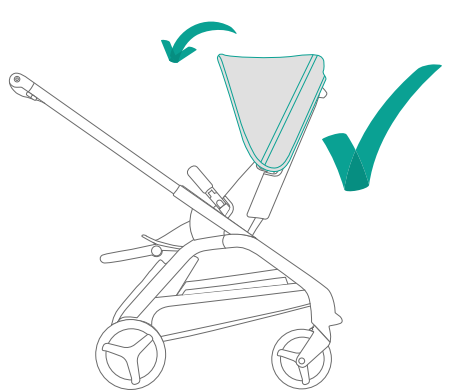
9



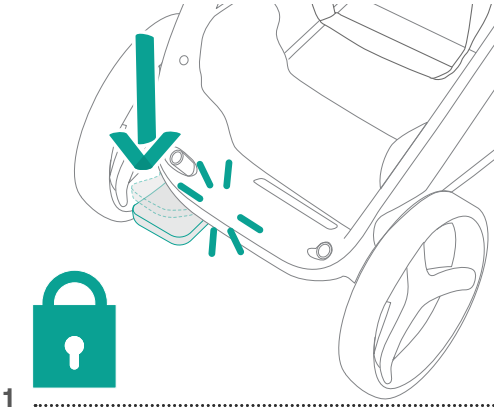
10



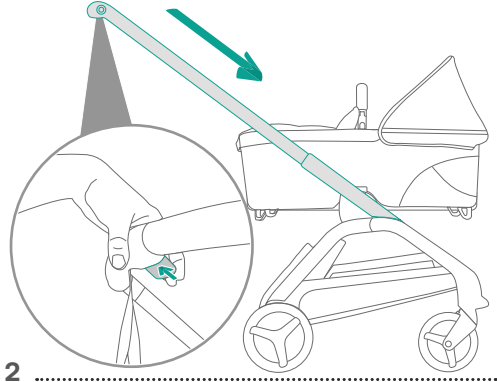
11



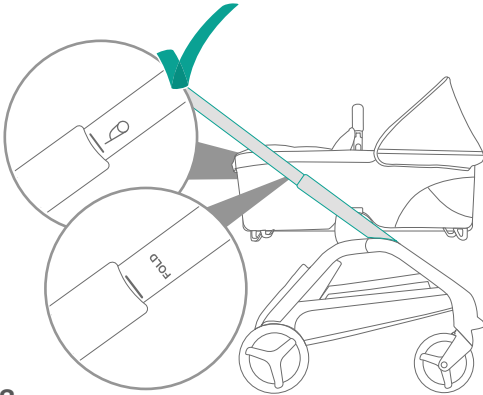
12



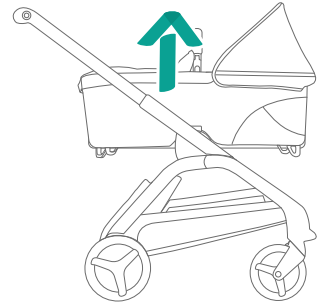
1



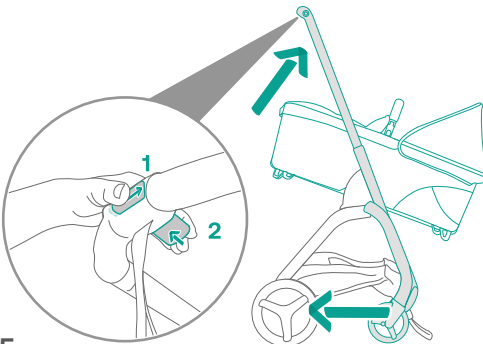
2



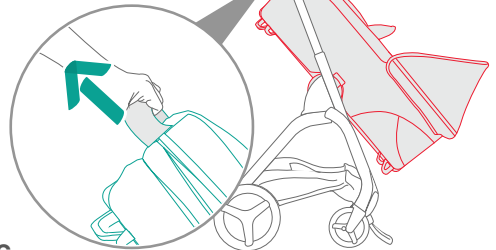
3



4

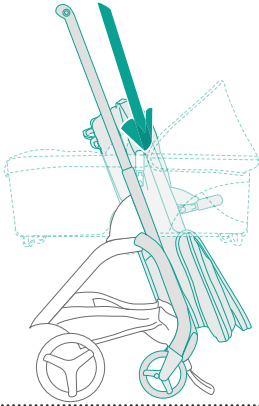


5

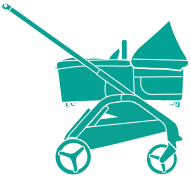
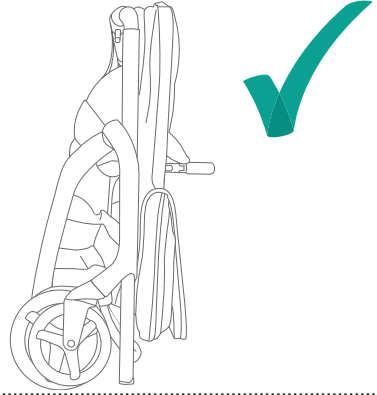


6

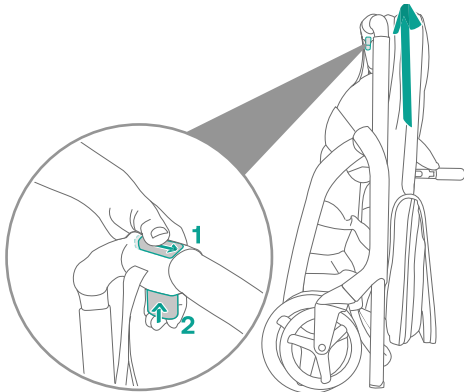
7



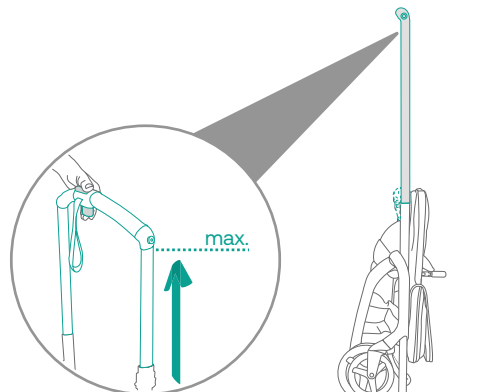
8




1

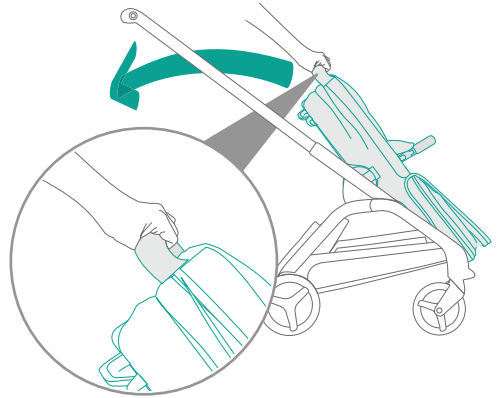


2

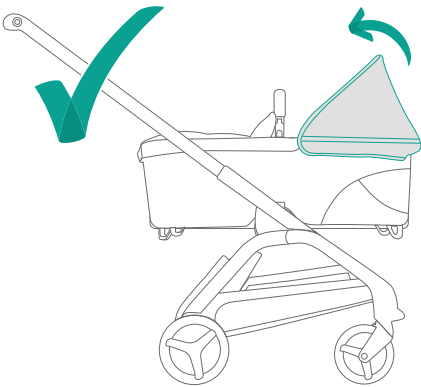




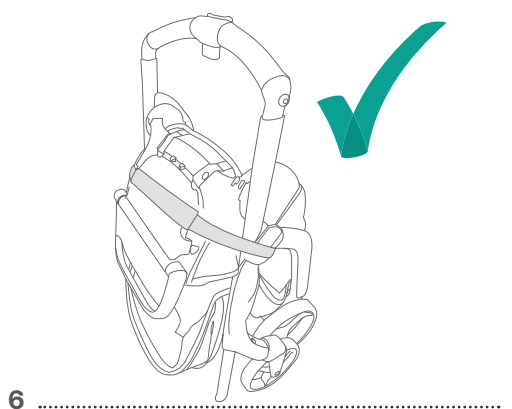
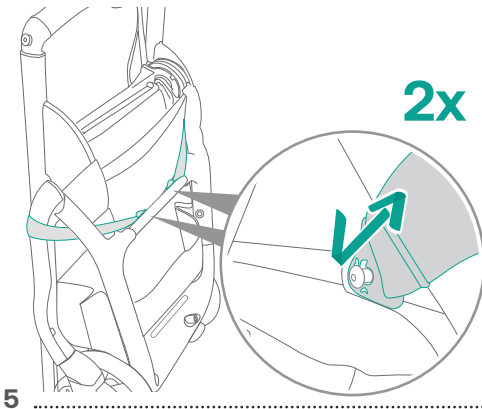
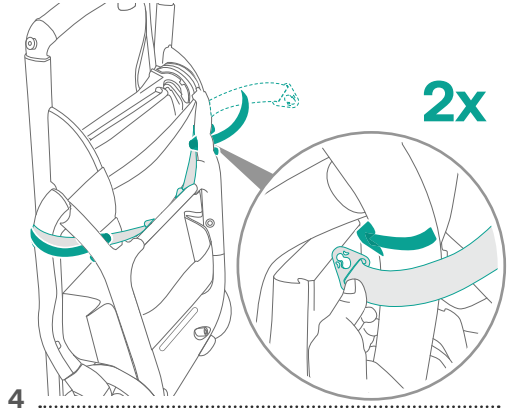
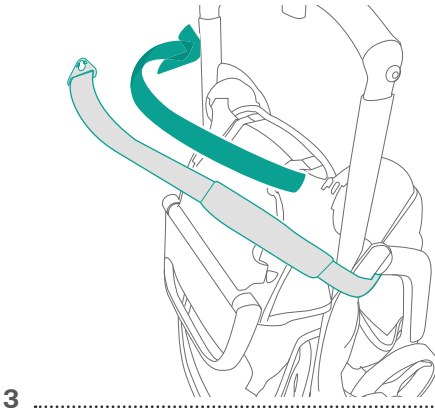
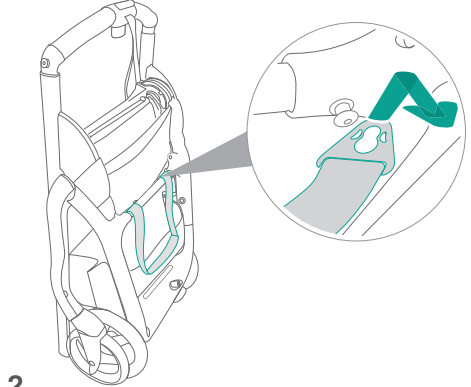
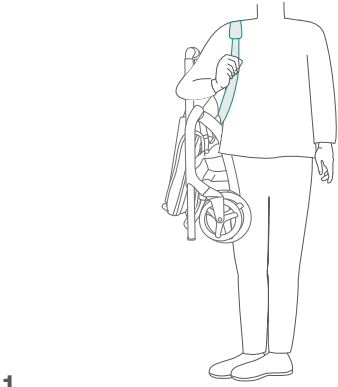
3

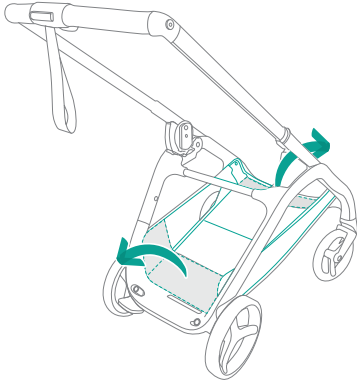


4

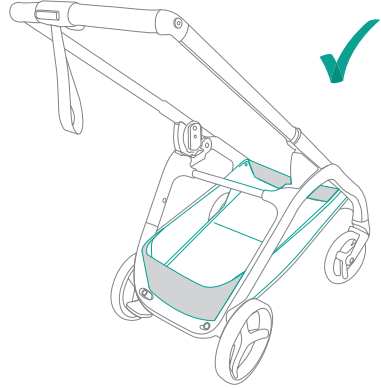


5

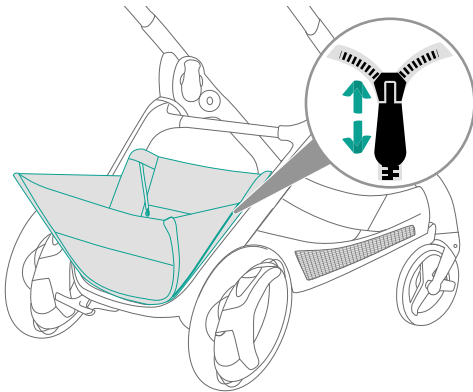
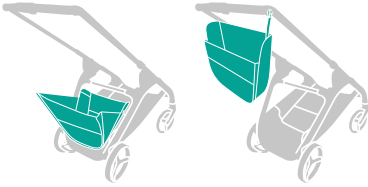




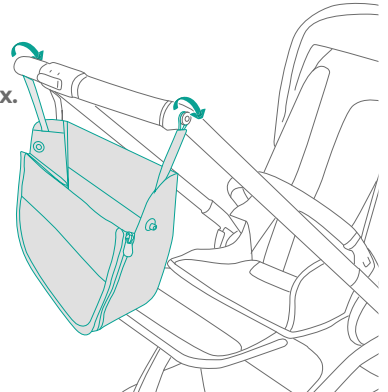
1

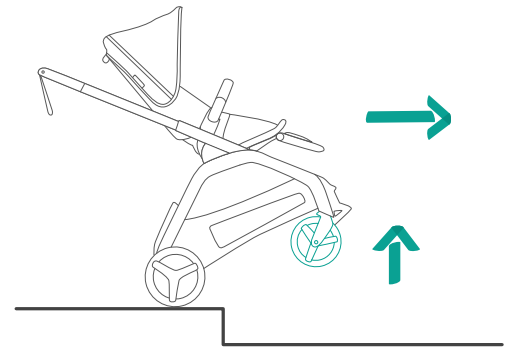
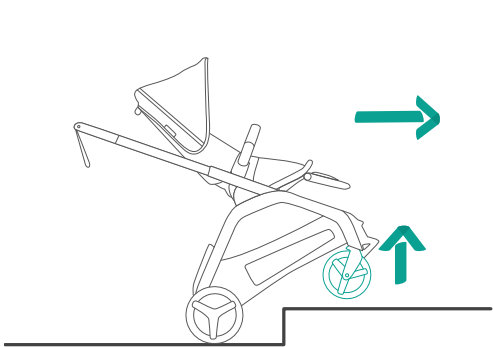
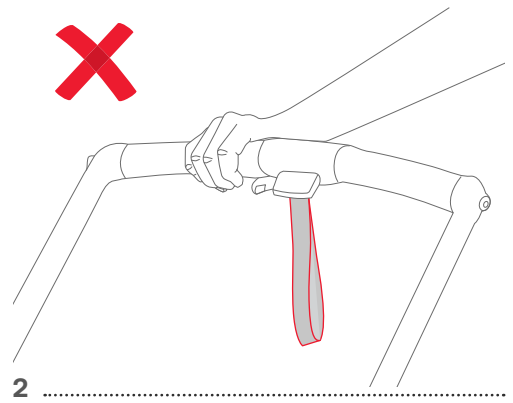
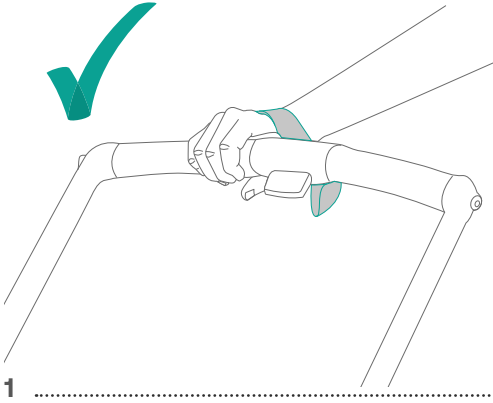
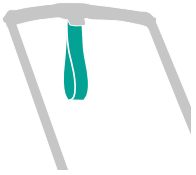


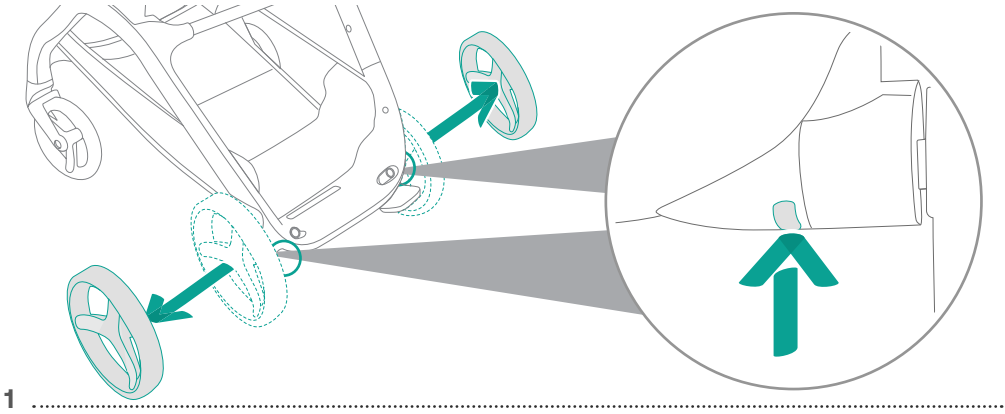
2



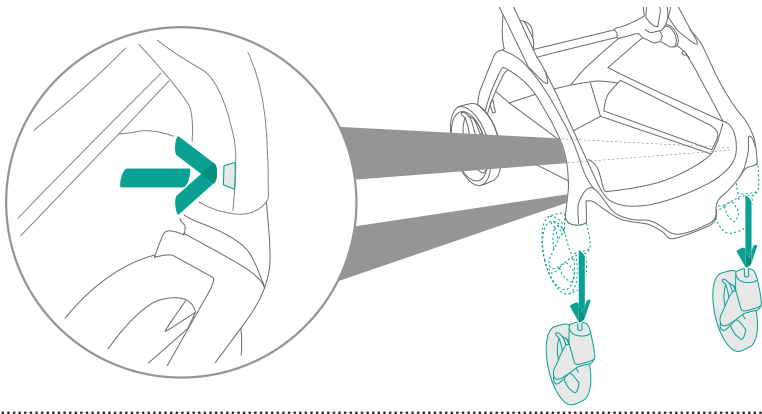
  
2.5 kg max.







1



2



**Bugaboo Europe & Asia**  
Bugaboo International B.V.  
Paasheuvelweg 9 a-b  
1105 BE Amsterdam  
The Netherlands

**Bugaboo UK Limited (07785001)**  
Unit 3 & 4 Riverside Barns  
Remenham Lane  
Remenham, Henley-On-Thames  
RG9 3DB  
England

**Bugaboo North America, Inc.**  
37 W. 26th Street, 6th Floor  
New York, NY 10010  
United States of America

**Bugaboo Australia**  
Bugaboo Australia Pty Ltd.  
Level 10, 68 Pitt Street  
Sydney NSW 2000  
Australia

**Bugaboo Japan K.K.**  
158-0083  
東京都世田谷区奥沢  
5丁目42-3 2階  
Japan

**Bugaboo Korea Co., Ltd.**  
부가부코리아(유)  
서울특별시  
송파구 오금로 97  
방이동, 진넥스빌딩 8층  
1577-0680  
Korea

**Bugaboo Shanghai Co., Ltd.**  
博各步贸易（上海）有限公司  
上海市崇明区长兴镇潘园公路1800号3号楼  
62889室  
China

יצרן: בוגבו אינטרנשיונל- הולנד  
מיוצר בסין.  
יבואן: אי.בי.בי.ג'וי בע"מ.  
משכית 14 הרצל'יה